

SCOTT-MACON HEALTHCARE REVIEW: AUGUST 2014

C O N T E N T S	August 2014 Healthcare Review	2
	Healthcare Overview, Mean Revenue Multiples	3
	Healthcare Overview, Mean EBITDA Multiples	4
	Analysis of Selected Healthcare Merger and Acquisition Transactions August 2014	5
	Analysis of Selected Publicly-Traded Healthcare Companies	13

AUGUST 2014 HEALTHCARE REVIEW

Dear Clients and Friends,

Scott-Macon is pleased to present our monthly Healthcare Review covering August 2014. If you haven't done so already, please email me at ncortright@scott-macon.com to automatically continue receiving our publications in the future as we are transitioning to digital publishing with email distribution.

The most notable Services deal last month was Cerner's \$1.3 billion deal for Siemens' healthcare IT business, as Siemens divested its \$2.4 billion Shared Medical Systems acquisition from 2000. Public GPO Premier continued its acquisition spree by announcing two more purchases—Aperex and TheraDoc. MedAssets announced its first acquisition since 2010 for Sg2 in the healthcare analytics space. In the benefits administration area, WageWorks closed on another acquisition of Conexis.

In the Providers segment, the largest publicly-disclosed price involved a REIT, with NorthStar's \$3.9 billion offer for Griffin-American. Also in the REIT business, Health Care REIT made an \$895 million offer for HealthLease Properties. Long-term care giant Ventus closed on its \$899 million deal for a portfolio of 29 seniors housing communities.

Turning to Products transactions, by far the largest transaction is Walgreens' \$36 billion takeover of British counterpart Alliance Boots, representing 14.4x EBITDA. Three blockbusters took place in biopharm/biotech with Roche buying InterMune, Mallinckrodt acquiring Questcor, and Merck purchasing Idenix.

Our publicly-traded companies analysis begins on page 13. EBITDA multiples inched up from July in all three sectors—Services to 11.3x from 10.8x in July; Providers to 11.4x from 11.1x in July; and Products to 12.7x from 12.4x in July. Surf's up!

Contact information for the Scott-Macon Healthcare Investment Banking Group Professionals appears on the back cover. We welcome your call or email to discuss your thoughts on this article.

Sincerely yours,

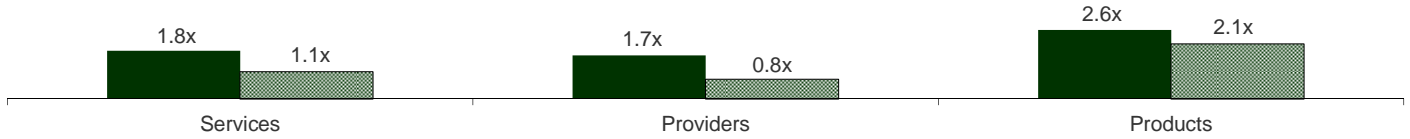


Nathan D. Cortright
Managing Director
Group Head—Healthcare Investment Banking

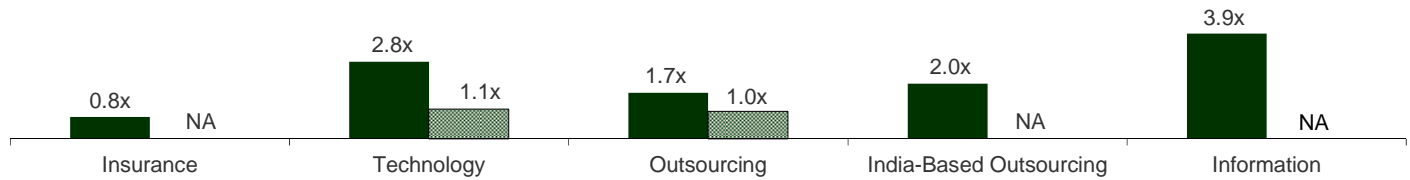
HEALTHCARE OVERVIEW

MEAN REVENUE MULTIPLES

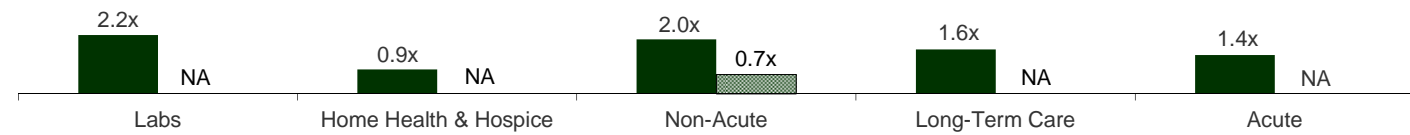
OVERALL: Revenue Multiple



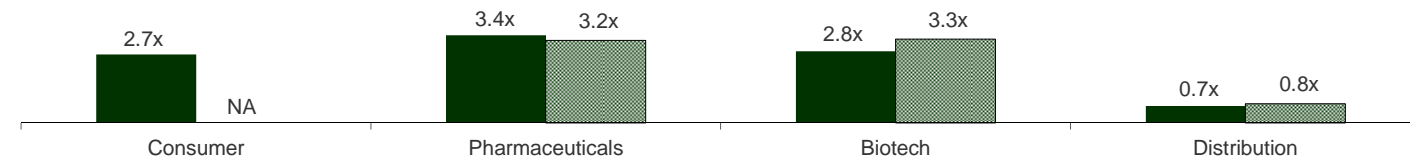
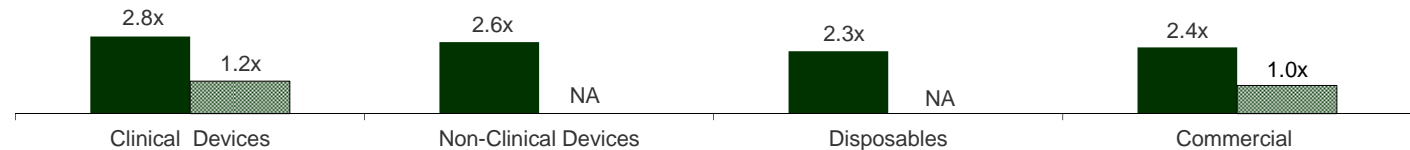
SERVICES: Revenue Multiple



PROVIDERS: Revenue Multiple



PRODUCTS: Revenue Multiple

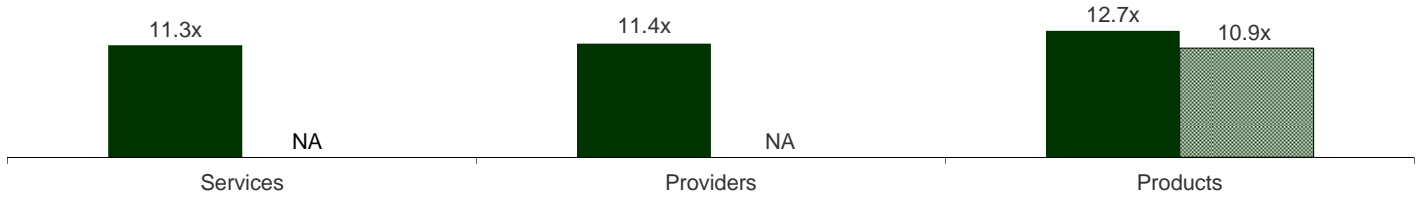


■ Public Companies ▨ M&A Transactions

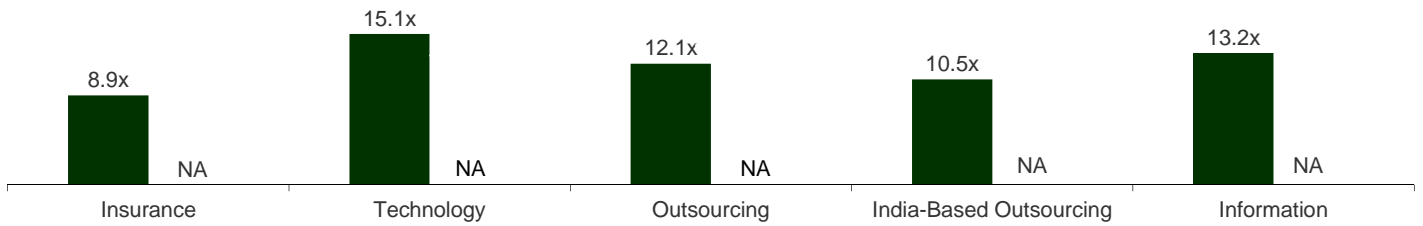
HEALTHCARE OVERVIEW

MEAN EBITDA MULTIPLES

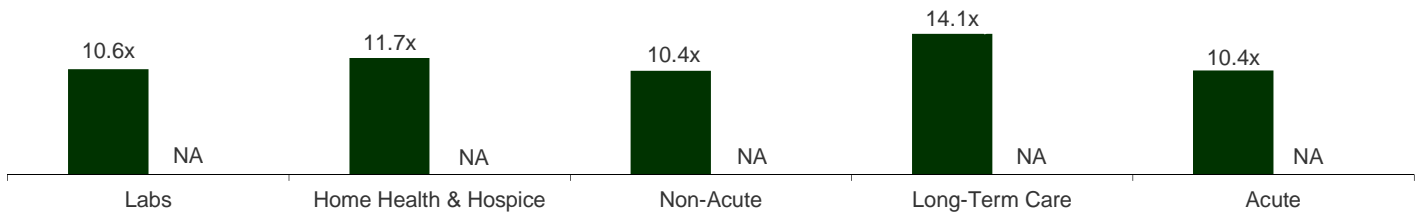
OVERALL: EBITDA Multiple



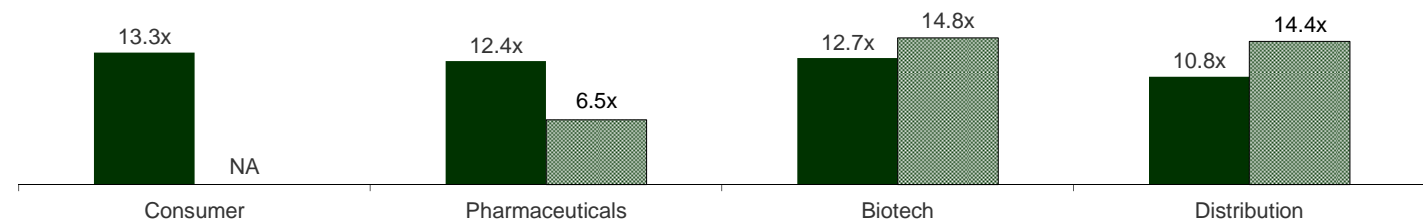
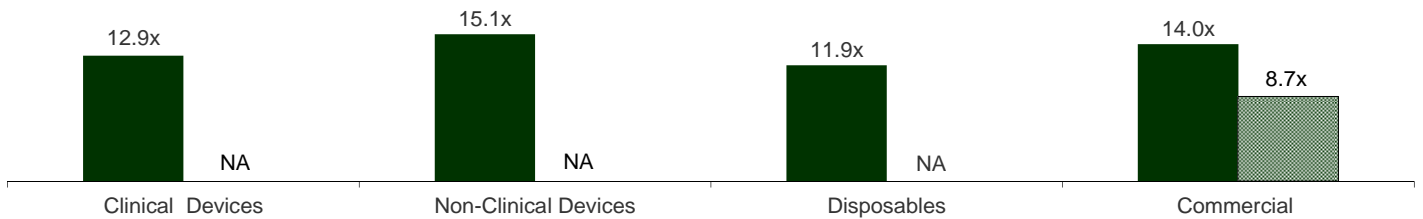
SERVICES: EBITDA Multiple



PROVIDERS: EBITDA Multiple



PRODUCTS: EBITDA Multiple



■ Public Companies ■ M&A Transactions

ANALYSIS OF SELECTED HEALTHCARE MERGER & ACQUISITION TRANSACTIONS¹

AUGUST 1—AUGUST 31, 2014

(\$ millions Except Per Share Data)

Date	Acquirer / Target	Price	Target Revenue	Target EBITDA ²	Price/Revenue	Price/EBITDA ²	Target Description
SERVICES - INSURANCE							
8/1/2014	Coverys / Preferred Professional Insurance Co., Inc.	NA	NA	NA	NA	NA	Provides professional liability insurance and risk management services to physicians and medical organizations associated with Catholic healthcare owner systems.
8/4/2014	Guardian Life Insurance Company of America / Premier Access Insurance Company	NA	NA	NA	NA	NA	Provides dental insurance products.
8/1/2014	Molina Healthcare, Inc. (NYSE:MOH) / Healthy Palm Beaches, Inc., Medicaid HMO Business	\$7.5	NA	NA	NA	NA	Comprises managed healthcare business.
MEAN (INSURANCE)						NA	NA
MEDIAN (INSURANCE)						NA	NA
SERVICES - TECHNOLOGY							
8/25/2014	Accruent, LLC / Facilities Technology Group, Inc.; Four Rivers Software Systems, Inc.	NA	NA	NA	NA	NA	Provides computerized maintenance management system solutions for biomedical areas, facilities, and other departments within the healthcare industry.
Announced	Cerner Corporation (NasdaqGS:CERN) / Siemens Medical Solutions USA, Inc., Siemens Health Services	\$1,300.0	\$1,200.0	NA	1.1x	NA	Comprises a business unit that offers healthcare information technology solutions.
8/21/2014	ESO Solutions, Inc. / JefBar Software Services, LLC	NA	NA	NA	NA	NA	Provides ambulance billing and dispatching software.
8/5/2014	Foxit Software Incorporated / Dataintro Software SL	NA	NA	NA	NA	NA	Provides software for capturing data manually from paper forms of various kinds for government, insurance, healthcare, clinical trials and other industries.
8/5/2014	Kinnser Software, Inc. / Benesan Corp.	NA	NA	NA	NA	NA	Provides enterprise software for private duty home care marketplace.
Announced	Premier, Inc. (NasdaqGS:PINC) / Aperek, Inc.	\$48.5	NA	NA	NA	NA	Provides Web-based analytics and savings solutions for the healthcare supply chain.
Announced	Premier, Inc. (NasdaqGS:PINC) / TheraDoc, Inc.	\$117.0	NA	NA	NA	NA	Develops and implements electronic surveillance systems for injury detection and prevention in real-time.
8/26/2014	Roper Industries Inc. (NYSE:ROP) / Strategic Healthcare Programs, LLC	NA	NA	NA	NA	NA	Provides Web based tools for improving clinical outcomes, financial performance, patient satisfaction, and regulatory compliance to the healthcare industry.
8/26/2014	Vendor Credentialing Service LLC / Medkinetics, LLC; Payor Enrollment Services LLC	NA	NA	NA	NA	NA	Provides software solutions to assist hospitals with credentialing, verification, privileging, payor enrollment, and peer review.
MEAN (TECHNOLOGY)						1.1x	NA
MEDIAN (TECHNOLOGY)						1.1x	NA
SERVICES - OUTSOURCING							
Announced	Air Medical Holdings LLC / Emergency Airlift (EAL) Service Lines	NA	NA	NA	NA	NA	Provides air transport for patients in need of critical care.

Date	Acquirer / Target	Price	Target Revenue	Target EBITDA ²	Price/ Revenue	Price/ EBITDA ²	Target Description
8/4/2014	Beecken Petty O'Keefe & Company / Kforce Healthcare, Inc.	\$119.0	NA	NA	NA	NA	Offers staffing, consulting, outsourcing, and medical coding services for health information technology, health information management, and revenue life cycle improvement.
Announced	Clearlake Capital Group, LLC / First Physicians Capital Group, Inc. (OTCPK:FPCG)	\$23.4	\$23.1	\$9.7	1.0x	NM	Provides management, financial, and ancillary healthcare and IT services to the rural and community hospital market.
Announced	Danlee Medical Products, Inc. / SonicBrite	NA	NA	NA	NA	NA	Provides cleaning and disinfecting services for dental appliances.
8/22/2014	IPC The Hospitalist Company, Inc. (NasdaqGS:IPCM) / Eddin Medical Services; TriCounty Hospitalists	NA	NA	NA	NA	NA	Provides post-acute services and acute care services.
8/7/2014	IPC The Hospitalist Company, Inc. (NasdaqGS:IPCM) / GeriCare LLC	NA	NA	NA	NA	NA	Provides skilled nursing care to sub-acute patients and long-term residents.
Announced	MedAssets, Inc. (NasdaqGS:MDAS) / Sg2, LLC	\$142.0	NA	NA	NA	NA	Operates as a health care intelligence and information services company.
Announced	MEDNAX, Inc. (NYSE:MD) / MedData, Inc.	NA	NA	NA	NA	NA	Provides medical billing services.
8/6/2014	Network Global Logistics, LLC / Medical Logistic Solutions, Inc.	NA	NA	NA	NA	NA	Provides medical courier delivery services.
8/1/2014	PharMerica Corporation (NYSE:PMC) / Rx Advantage, Inc.	NA	NA	NA	NA	NA	Provides personalized pharmacy, consulting, cost containment, and medical records services for long-term and multi-patient facilities.
8/1/2014	RC Insurance Services, Inc. / Group Health Planning, Inc.	NA	NA	NA	NA	NA	Offers life, disability, and health insurance.
8/4/2014	TractManager, Inc. / MD Buyline, Inc.	NA	NA	NA	NA	NA	Provides financial, clinical, and operational information in various medical technology categories to hospitals and healthcare systems.
Announced	Undisclosed Buyer / United Medical Systems (DE), Inc.	NA	NA	NA	NA	NA	Offers transportable and mobile medical solutions to hospitals, ambulatory surgery centers, patients, and physicians' offices.
8/1/2014	WageWorks, Inc. (NYSE:WAGE) / CONEXIS Benefits Administrators, LP	\$118.0	NA	NA	NA	NA	Offers flexible benefits, reimbursement, and direct bill administration solutions to companies.
MEAN (OUTSOURCING)					1.0x	NA	
MEDIAN (OUTSOURCING)					1.0x	NA	
SERVICES - INFORMATION							
8/28/2014	3D Systems Corporation (NYSE:DDD) / Symbionix USA Corporation	\$120.0	NA	NA	NA	NA	Provides simulation, training, and education solutions for medical professionals and the healthcare industry.
8/11/2014	Coverys / ELM Exchange, Inc.	NA	NA	NA	NA	NA	Provides a course based technology platform for hospitals, office practices and healthcare facilities to insure compliance with applicable law in the practice of medicine.
8/6/2014	higi llc / Stayhealthy, Inc.	NA	NA	NA	NA	NA	Develops health measurement solutions for employers, health plans, wellness providers, health and fitness centers, physicians, research studies, community health applications, and consumers.

Date	Acquirer / Target	Price	Target Revenue	Target EBITDA ²	Price/ Revenue	Price/ EBITDA ²	Target Description
8/6/2014	Practice Fusion, Inc. / Telethrive, Inc.	NA	NA	NA	NA	NA	Provides patient-doctor communication tools.
MEAN (INFORMATION)					NA	NA	
MEDIAN (INFORMATION)					NA	NA	
MEAN (SERVICES)					1.1x	NA	
MEDIAN (SERVICES)					1.1x	NA	
PROVIDERS - LABS							
8/20/2014	Longitude Capital Management Co., LLC; NovaQuest Capital Management, L.L.C / California Cryobank, Inc.	NA	NA	NA	NA	NA	Provides reproductive tissue, donor semen, private reproductive tissue storage, and andrology services.
Announced	Medytox Solutions, Inc. (OTCBB:MMMS) / Epinex Diagnostics Laboratories, Inc.	NA	NA	NA	NA	NA	Offers clinical testing services.
8/12/2014	NSF International Inc. / Jana Laboratories Inc., Testing Assets	NA	NA	NA	NA	NA	Comprises a testing laboratory.
MEAN (LABS)					NA	NA	
MEDIAN (LABS)					NA	NA	
PROVIDERS - HOME HEALTH & HOSPICE							
8/18/2014	Concordia Lutheran Ministries / Cedars of Monroeville, Skilled Nursing Personal Care Facilities Home Health Services	NA	NA	NA	NA	NA	Comprise skilled nursing, personal care facilities, and home health services.
8/4/2014	Ensign Group, Inc. (NasdaqGS:ENSG) / Angeles Home Health Care, Inc.	NA	NA	NA	NA	NA	Provides home health care.
MEAN (HOME HEALTH & HOSPICE)					NA	NA	
MEDIAN (HOME HEALTH & HOSPICE)					NA	NA	
PROVIDERS - NON-ACUTE							
8/29/2014	BC Technical, Inc. / Polaris Medical Imaging	NA	NA	NA	NA	NA	Provides medical imaging services.
8/7/2014	Bella By Alethea Medspa & Boutique / Chastain Wellness Spa	NA	NA	NA	NA	NA	Specializes in medical spa services.
8/11/2014	Core Health Centers LLC / Backbone Integrated Health And Four Clinics In Kentucky And One In Ohio	NA	NA	NA	NA	NA	Provides non-surgical and non-narcotic pain management.
8/1/2014	Duke University; Lifepoint Hospitals Inc. (NasdaqGS:LPNT) / MedWest Health System, Inc.	\$26.3	NA	NA	NA	NA	Provides healthcare services.
8/19/2014	FastMed Urgent Care / Fayetteville Primary Care, PA	NA	NA	NA	NA	NA	Owns and operates healthcare clinics.
8/4/2014	Firefly Group, LLC / Express Medical Transporters, Inc.	NA	NA	NA	NA	NA	Offers ambulatory, para-lift, and stretcher transportation services to city, county, and federal agencies, hospitals, school districts, nursing homes, and other institutions.
8/20/2014	Greene Technologies, LLC / Advanced Pain Management	NA	NA	NA	NA	NA	Provides medical and interventional treatments such as back and neck pain.
8/25/2014	Health Services of North Texas, Inc. / Family Health Care, Inc.	NA	NA	NA	NA	NA	Provides prenatal care, family planning and general women's health care services.
8/27/2014	Interventional Management Services, LLC / Comprehensive Pain Management, P.C.	NA	NA	NA	NA	NA	Provides treatment for most all types of pain, the majority being neck, back, extremities, and headaches.

Date	Acquirer / Target	Price	Target Revenue	Target EBITDA ²	Price/ Revenue	Price/ EBITDA ²	Target Description
8/4/2014	Littlestown Physical Therapy & SportsCare; Maryland SportsCare & Rehab; Professional Physical Therapy & SportsCare; Southern Delaware Physical Therapy / PIVOT Physical Therapy	NA	NA	NA	NA	NA	Provides physical therapy, occupational therapy, aquatic therapy, and sports medicine services.
Announced	MDSTAT Urgent Care, Inc. / Doctors Center Medical Group Inc.	NA	NA	NA	NA	NA	Provides urgent medical care services.
Announced	New Look Eyewear Inc. (TSX:BCI) / Optic Direct Inc.	\$16.2	\$28.0	NA	0.6x	NA	Provides ophthalmology services.
Announced	NorthStar Realty Finance Corp. (NYSE:NRF) / Griffin-American Healthcare REIT II, Inc.	\$3,883.7	\$304.2	NM	NM	NM	Owns a portfolio of healthcare-related real estate assets comprised of medical office buildings, senior housing facilities, hospitals and skilled nursing facilities.
Announced	Pathways Community Behavioral Healthcare Inc. / Crider Health Center, Inc.	NA	NA	NA	NA	NA	Offers health care services.
Announced	Providence Health & Services - Oregon / Pacific Medical Group, P.C.	NA	NA	NA	NA	NA	Offers healthcare services.
Announced	Summit Behavioral Healthcare, LLC / Victory Addiction Recovery Center, LLC	NA	NA	NA	NA	NA	Owns and operates a drug and alcohol treatment center.
8/19/2014	Undisclosed Buyer / Urgent Care Specialists, LLC	NA	NA	NA	NA	NA	Operates a network of urgent care and occupational health centers.
8/5/2014	Urgent Care Specialists, LLC / StepUp Rehab	NA	NA	NA	NA	NA	Provides rehabilitation services.
8/4/2014	US Physical Therapy Inc. (NYSE:USPH) / Three Clinic Physical Therapy Practice	\$1.1	\$1.2	NA	0.9x	NA	Comprises physical therapy clinics.
MEAN (NON-ACUTE)					0.7x	NA	
MEDIAN (NON-ACUTE)					0.7x	NA	
PROVIDERS - LONG-TERM CARE							
8/4/2014	Capital Senior Living Corp. (NYSE:CSU) / Two Senior Living Communities in Virginia and Wisconsin	\$33.9	NA	NA	NA	NA	Comprises senior living communities.
8/4/2014	Diversicare Healthcare Services Inc. (NasdaqCM:DVCR) / Operations at Two Facilities in Ohio	NA	NA	NA	NA	NA	Provides long-term care services to nursing center patients.
Announced	FC-GEN Acquisition, Inc. / Skilled Healthcare Group, Inc. (NYSE:SKH)	NA	\$831.3	\$66.3	NA	NA	Owns and operates skilled nursing facilities, assisted living facilities, hospices, home health providers, and a rehabilitation therapy business.
8/21/2014	Harrison Street Real Estate Capital, LLC / 11-Property Senior Housing Portfolio in the Northeast	\$520.0	NA	NA	NA	NA	Comprises a portfolio of 11 senior housing properties with 1,600 units.
Announced	Health Care REIT, Inc. (NYSE:HCN) / HealthLease Properties Real Estate Investment Trust (TSX:HLP.UN)	\$894.6	\$55.8	NA	NM	NA	Owns a portfolio of seniors housing and care facilities.
8/13/2014	Sentio Healthcare Properties, Inc. / St. Andrews Village	\$42.5	NA	NA	NA	NA	Provides long-term residential care; Alzheimer's care program, and physician and urgent, emergency, and inpatient hospital care services.
8/19/2014	Ventas, Inc. (NYSE:VTR) / 29 Independent Living Seniors Housing Communities	\$899.3	NA	NA	NA	NA	Comprises 29 seniors housing communities with 3,354 independent living units.
MEAN (LONG-TERM CARE)					NA	NA	
MEDIAN (LONG-TERM CARE)					NA	NA	

Date	Acquirer / Target	Price	Target Revenue	Target EBITDA ²	Price/ Revenue	Price/ EBITDA ²	Target Description
PROVIDERS - ACUTE							
8/4/2014	American HomePatient, Inc. / Central Georgia Health Systems, Inc.	NA	NA	NA	NA	NA	Owns and operates medical healthcare facilities.
MEAN (ACUTE)					NA	NA	
MEDIAN (ACUTE)					NA	NA	
MEAN (PROVIDERS)					0.8x	NA	
MEDIAN (PROVIDERS)					0.7x	NA	
PRODUCTS - CLINICAL DEVICES							
8/22/2014	Covidien plc (NYSE:COV) / Reverse Medical Corporation	NA	NA	NA	NA	NA	Engages in the development and commercialization of neurovascular devices for the endovascular management of acute stroke and neurovascular diseases.
8/28/2014	Covidien plc (NYSE:COV) / Sapheon, Inc.	NA	NA	NA	NA	NA	Develops medical devices for the treatment of venous reflux disease.
8/26/2014	Medtronic, Inc. (NYSE:MDT) / N.G.C. Medical S.p.A.	\$340.0	NA	NA	NA	NA	Designs, manufactures, and markets medical and surgical devices.
8/25/2014	Medtronic, Inc. (NYSE:MDT) / Sapiens Steering Brain Stimulation GmbH	\$200.0	NA	NA	NA	NA	Develops deep brain stimulation solutions to patients suffering from degenerative or functional brain disorders.
8/1/2014	MGC Diagnostics Corporation (NasdaqCM:MGCD) / Medisoft SA	\$8.0	\$6.9	NA	1.2x	NA	Designs, develops, manufactures, and markets a range of medical equipment for cardio-respiratory diagnostics applications.
8/11/2014	Nordson Corporation (NasdaqGS:NDSN) / Avalon Laboratories, LLC	\$180.0	NA	NA	NA	NA	Engages in the development and manufacture of medical devices for surgical and minimally invasive procedures worldwide.
Announced	Novartis AG (SWX:NOVN) / WaveTec Vision Systems, Inc.	NA	NA	NA	NA	NA	Develops intraoperative wave front technology solutions for refractive cataract surgeons.
8/7/2014	St. Jude Medical Inc. (NYSE:STJ) / NeuroTherm, Inc.	\$200.0	NA	NA	NA	NA	Develops, manufactures, and markets minimally invasive solutions for pain management.
MEAN (CLINICAL DEVICES)					1.2x	NA	
MEDIAN (CLINICAL DEVICES)					1.2x	NA	
PRODUCTS - NON-CLINICAL DEVICES							
Announced	Merck & Co. Inc. (NYSE:MRK) / eCardio Diagnostics, LLC	NA	NA	NA	NA	NA	Provides remote cardiac monitoring products and services for arrhythmia diagnosis.
8/25/2014	Omniceil, Inc. (NasdaqGS:OMCL) / SurgiChem Ltd.	\$19.7	NA	NA	NA	NA	Supplies medication management systems for the community and care home markets.
MEAN (NON-CLINICAL DEVICES)					NA	NA	
MEDIAN (NON-CLINICAL DEVICES)					NA	NA	
PRODUCTS - DISPOSABLES							
8/5/2014	Ascendant Solutions Inc. (OTCPK:ASDS) / Family Pharmacy	NA	NA	NA	NA	NA	Provides retail prescriptions primarily by using state-of-the-art automated compliance packaging.
8/21/2014	Wholehealth Products, Inc. (OTCPK:GWPC) / Rapid Results Corporation	NA	NA	NA	NA	NA	Distributes medical diagnostic tests.
MEAN (DISPOSABLES)					NA	NA	
MEDIAN (DISPOSABLES)					NA	NA	

Date	Acquirer / Target	Price	Target Revenue	Target EBITDA ²	Price/ Revenue	Price/ EBITDA ²	Target Description
PRODUCTS - COMMERCIAL							
8/27/2014	AAR Corp. (NYSE:AIR) / Cool Containers LLC	NA	NA	NA	NA	NA	Manufactures and supplies temperature controlled cargo container solutions to pharmaceutical and life science companies.
8/26/2014	Advanomics Corporation / Garmen Laboratories Inc.	NA	NA	NA	NA	NA	Operates as a good manufacturing practices laboratory that provides complete pharmaceutical manufacturing and testing services to a range of industrial, institutional, and governmental agencies.
8/1/2014	Hill-Rom Holdings, Inc. (NYSE:HRC) / TRUMPF Medical	\$253.8	\$250.5	NA	1.0x	NA	Manufactures operating room infrastructure products such as surgical tables, surgical lighting, and supply units.
8/4/2014	Packaging Coordinators, Inc. / Penn Pharmaceutical Services Limited	\$215.8	\$50.0	NA	NM	NA	Provides pharmaceutical drug development, clinical trial supply, and manufacturing services to the healthcare industry.
8/26/2014	Roper Industries Inc. (NYSE:ROP) / Innovative Product Achievements, LLC	NA	NA	NA	NA	NA	Engages in the design, engineering, assembly, installation, and service of automated scrub and linen dispensing equipment for healthcare facilities.
Announced	Tecomet, Inc. / Symmetry Medical, Inc. (NYSE:SMA)	\$439.4	\$402.5	\$50.7	1.1x	8.7x	Designs, develops, and produces medical device solutions and surgical instruments.
MEAN (COMMERCIAL)					1.0x	8.7x	
MEDIAN (COMMERCIAL)					1.0x	8.7x	
PRODUCTS - CONSUMER							
8/29/2014	RockWood Equity Partners LLC / Altimate Medical, Inc.	\$23.0	NA	NA	NA	NA	Engages in the design, development, and manufacture of standing frames and equipment to improve the quality of life for kids and adults using wheelchairs.
8/11/2014	Undisclosed Buyer / Twinlab Corporation	NA	NA	NA	NA	NA	Manufactures and markets science-based nutritional supplements.
MEAN (CONSUMER PRODUCTS)					NA	NA	
MEDIAN (CONSUMER PRODUCTS)					NA	NA	
PRODUCTS - PHARMACEUTICALS							
8/12/2014	Akorn, Inc. (NasdaqGS:AKRX) / VersaPharm Incorporated	\$440.0	NA	NA	NA	NA	Engages in the development, manufacture, and marketing of multi-source prescription, specialty prescription, and generic pharmaceutical products.
Announced	Cardax, Inc. (OTCBB:CDXI) / Cardax Pharmaceuticals, Inc.	NA	NA	NA	NA	NA	Develops anti-inflammatory drugs to combat chronic illnesses including rheumatoid arthritis, cardiovascular disease, and diabetes.
8/6/2014	Endo International plc (NasdaqGS:ENDP) / DAVA Pharmaceuticals, Inc.	\$600.0	\$131.0	\$99.0	4.6x	6.1x	Operates as a generic pharmaceutical company that develops and markets pharmaceutical products to the healthcare market.
8/21/2014	Lannett Company, Inc. (NYSE:LCI) / ANDAs for Estradiol Tablets and Selegiline Hydrochloride Capsules	NA	\$39.5	NA	NA	NA	Comprises two generic pharmaceutical products.
8/4/2014	Latteno Food Corp. (OTCPK:LATF) / MMJOC.com	NA	NA	NA	NA	NA	Comprises a medical marijuana growing farm.

Date	Acquirer / Target	Price	Target Revenue	Target EBITDA ²	Price/ Revenue	Price/ EBITDA ²	Target Description
8/8/2014	Oncothyreon Inc. (NasdaqGS:ONTY) / Alpine Biosciences, Inc.	\$27.1	NA	NA	NA	NA	Develops therapies for cancer and rare diseases using nanoparticles and drug development.
8/27/2014	Roche Holding AG (SWX:ROG) / Seragon Pharmaceuticals Inc.	\$1,725.0	NA	NA	NA	NA	Develops pharmaceutical products for the treatment of estrogen-driven cancers.
Announced	Sanofi (ENXTPA:SAN) / MannKind Corp., Global Rights of Afrezza	\$925.0	NA	NA	NA	NA	Comprises licenses for development and commercialization of Afrezza Inhalation Powder for the treatment of diabetes.
8/6/2014	STHI Holdings, LLC / Nordion Inc. (TSX:NDN)	\$510.2	\$268.6	\$73.0	1.9x	7.0x	Provides various products and services for the prevention, diagnosis, and treatment of diseases worldwide.
8/28/2014	Tau Therapeutics, LLC / Xdynia LLC	NA	NA	NA	NA	NA	Develops drugs that block Cav3.2 for the prevention and treatment of neuropathic pain.
8/25/2014	Valeant Pharmaceuticals International, Inc. (TSX:VRX) / Valeo Pharma Inc., Dermatology Portfolio and Several Specialty Products	\$23.1	NA	NA	NA	NA	Comprises a business unit which manufactures dermatology and other specialty products.

MEAN (PHARMACEUTICALS)

3.2x 6.5x

MEDIAN (PHARMACEUTICALS)

3.2x 6.5x

PRODUCTS - BIOTECH

813/2014	Allergan Inc. (NYSE:AGN) / TARIS BioMedical, Inc., LiRIS Program in Phase 2	\$587.5	NA	NA	NA	NA	Comprises LiRIS® program for the treatment of interstitial cystitis and bladder pain syndrome.
Announced	JLL/Delta Dutch Newco B.V. / Gallus Biopharmaceuticals, LLC	NA	NA	NA	NA	NA	Provides biopharmaceutical contract development and manufacturing services.
8/25/2014	Johnson & Johnson (NYSE:JNJ) / Covagen AG	NA	NA	NA	NA	NA	Develops protein therapeutics/drugs for the treatment of inflammatory diseases and cancer.
8/14/2014	LeMaitre Vascular, Inc. (NasdaqGM:LMAT) / Xenotis Pty Ltd.	\$7.7	\$2.3	NA	3.3x	NA	Provides biosynthetic graft for use in peripheral arterial bypass surgeries in patients suffering from heart disease.
8/14/2014	Mallinckrodt plc (NYSE:MNK) / Questcor Pharmaceuticals, Inc.	\$4,801.3	\$890.9	\$516.9	5.4x	9.3x	A biopharmaceutical company which provides drugs for the treatment of autoimmune and inflammatory disorders.
8/5/2014	Merck & Co. Inc. (NYSE:MRK) / Idenix Pharmaceuticals Inc.	\$3,644.0	NM	NM	NM	NM	A biopharmaceutical company which is engaged in the discovery and development of drugs for the treatment of human viral diseases.
8/14/2014	Miltenyi Biotec GmbH / Lentigen Corporation, Lentiviral Vector Manufacturing Business and Related Assets	NA	NA	NA	NA	NA	Comprises lentiviral vector manufacturing business and related assets.
Announced	ORGENTEC Diagnostika GmbH / Corgenix Medical Corp. (OTCPK:CONX)	\$12.2	\$10.4	\$0.6	1.2x	20.2x	Engages in research, development, manufacture, and marketing of in vitro diagnostic products for use in disease detection and diagnosis.
8/4/2014	ReproCELL, Inc. (JASDAQ:4978) / BioServe Biotechnologies, Ltd.	NA	NA	NA	NA	NA	Provides data genomics solutions and services to the biotechnology industry.
Announced	Roche Holding AG (SWX:ROG) / InterMune, Inc. (NasdaqGS:ITMN)	\$7,689.5	NM	NM	NM	NM	Focuses on the research, development, and commercialization of therapies for pulmonology and orphan fibrotic diseases.
8/20/2014	TriMetis / FoundationBio, LLC	NA	NA	NA	NA	NA	Harvests and provides human tissue for research.

Date	Acquirer / Target	Price	Target Revenue	Target EBITDA ²	Price/ Revenue	Price/ EBITDA ²	Target Description
8/28/2014	Undisclosed Buyer / Cardigant Medical Inc.	\$0.4	NA	NM	NA	NM	Focuses on the development of novel biologic compounds and methods for local delivery for the treatment of acute coronary syndromes, carotid stenosis, and aortic valve stenosis.
MEAN (BIOTECH)					3.3x	14.8x	
MEDIAN (BIOTECH)					3.3x	14.8x	
PRODUCTS - DISTRIBUTION							
8/5/2014	Ascendant Solutions Inc. (OTCPK:ASDS) / Family Pharmacy	NA	NA	NA	NA	NA	Provides retail prescriptions primarily by using state-of-the-art automated compliance packaging.
8/18/2014	Consonance Capital; Enclara Health, Inc. / excelleRx, Inc.; PBM Holding Company	NA	NA	NA	NA	NA	Provides hospice and palliative care medication management and pharmacy distribution services for end-of-life patients and owns and operates drug stores and proprietary stores.
8/8/2014	Hamilton Scientific LLC / Dancker, Sellev & Douglas, Inc.	NA	NA	NA	NA	NA	Distributes and installs office furniture, lab equipment, and healthcare furniture for the pharmaceuticals, education, healthcare, finance, and corporate sectors.
8/18/2014	KeHE Distributors, LLC / Nature's Best, Inc.	NA	NA	NA	NA	NA	Operates as a wholesaler-distributor of health and natural food products.
8/15/2014	Kroger Co. (NYSE:KR) / Vitacost.com, Inc.	\$253.2	NA	NM	0.6x	NM	Operates as an online retailer of health and wellness products.
8/11/2014	Primco Management Inc. (OTCBB:PMCM) / Seattle Green Care	NA	NA	NA	NA	NA	Provides patients with medical marijuana products.
Announced	Walgreen Co. (NYSE:WAG) / Alliance Boots GmbH	\$36,622.7	\$38,948.3	\$2,515.2	0.9x	14.4x	Pharmacy-led health and beauty company which provides various products and services.
8/21/2014	Wholehealth Products, Inc. (OTCPK:GWPC) / Rapid Results Corporation	NA	NA	NA	NA	NA	Distributes medical diagnostic tests.
MEAN (DISTRIBUTION)					0.8x	14.4x	
MEDIAN (DISTRIBUTION)					0.8x	14.4x	
MEAN (PRODUCTS)					2.1x	10.9x	
MEDIAN (PRODUCTS)					1.2x	9.0x	

1) Source: Financial Information from SEC filings and other publicly-available sources
2) EBITDA: Earnings Before Interest, Taxes, Depreciation and Amortization
3) NA: Not Available
4) NM: Not Meaningful

**ANALYSIS OF SELECTED
PUBLICLY-TRADED HEALTHCARE COMPANIES¹
AUGUST 31, 2014
(\$ millions Except Per Share Data)**

Company Name (Ticker Symbol)	Stock Price	Market Cap ²	TEV ³	LTM ⁴ Revenue	LTM ⁴ EBITDA ⁵	LTM ⁴ Diluted EPS Before Extra	TEV ³ /Revenue	TEV ³ /EBITDA ⁵	P/ Diluted EPS Before Extra
SERVICES - INSURANCE									
Aetna Inc. (NYSE:AET)	82.13	29,123.30	36,501.10	54,717.80	4,686.20	5.72	0.7x	7.8x	14.4x
Amerisafe, Inc. (NasdaqGS:AMSF)	37.73	707.11	608.29	379.11	69.23	2.67	1.6x	8.8x	14.1x
Centene Corp. (NYSE:CNC)	78.13	4,577.26	4,397.96	12,700.54	430.47	3.07	0.3x	10.2x	NM
CIGNA Corp. (NYSE:CI)	94.60	24,957.09	28,252.09	33,407.00	3,038.00	7.28	0.8x	9.3x	13.0x
CNO Financial Group, Inc. (NYSE:CNO)	17.85	3,796.23	6,863.13	4,429.70	777.70	1.07	1.5x	8.8x	16.7x
Health Net Inc. (NYSE:HNT)	47.20	3,790.40	3,686.71	11,978.60	364.51	2.93	0.3x	10.1x	16.1x
Humana Inc. (NYSE:HUM)	128.74	19,858.79	21,154.79	44,440.00	2,270.00	6.66	0.5x	9.3x	19.3x
Independence Holding Co. (NYSE:IHC)	13.95	242.98	270.28	562.35	27.87	0.73	0.5x	9.7x	19.1x
Molina Healthcare Inc. (NYSE:MOH)	47.84	2,224.94	2,008.31	7,564.04	164.61	0.23	0.3x	12.2x	NM
ProAssurance Corporation (NYSE:PRA)	46.20	2,695.03	2,734.37	804.90	387.55	3.77	3.4x	7.1x	12.3x
Triple-S Management Corporation (NYSE:GTS)	19.14	521.94	550.67	2,365.36	98.95	1.93	0.2x	5.6x	9.9x
Unitedhealth Group, Inc. (NYSE:UNH)	86.68	84,220.46	95,888.46	126,023.00	10,701.00	5.47	0.8x	9.0x	15.9x
Universal American Corp (NYSE:UAM)	8.55	687.95	773.66	2,091.37	16.01	(1.49)	0.4x	NM	NM
WellCare Health Plans, Inc. (NYSE:WCG)	65.86	2,890.30	2,376.10	11,076.70	296.90	3.25	0.2x	8.0x	20.3x
WellPoint Inc. (NYSE:WLP)	116.51	31,952.52	46,911.82	72,090.00	5,039.10	8.05	0.7x	9.3x	14.5x
MEAN (INSURANCE)							0.8x	8.9x	15.5x
MEDIAN (INSURANCE)							0.5x	9.1x	15.2x
SERVICES - TECHNOLOGY									
Accretive Health, Inc. (OTCPK:ACHI)	8.10	787.86	-	973.65	28.68	0.17	NM	NM	NM
Allscripts Healthcare Solutions, Inc. (NasdaqGS:MDRX)	14.78	2,661.92	3,181.66	1,372.75	29.43	(0.60)	2.3x	NM	NM
Castlight Health (NYSE:CSLT)	11.91	1,068.02	908.19	27.65	(81.75)	(0.86)	NM	NM	NM
Cerner Corp. (NasdaqNM:CERN)	57.66	19,665.17	18,831.75	3,074.88	806.32	1.21	NM	NM	NM
CompuGroup Medical AG (DB:COP)	24.95	1,240.73	1,657.86	678.90	110.04	0.65	2.4x	15.1x	NM
Computer Programs & Systems Inc. (NasdaqNM:CPSI)	61.44	688.68	664.67	203.20	56.62	3.06	3.3x	11.7x	20.1x
Craneware plc (AIM:CRW)	8.62	229.46	198.80	42.47	11.86	0.32	4.7x	16.8x	NM
Imprivata, Inc. (NYSE:IMPR)	14.65	348.00	263.76	82.22	(12.92)	(0.82)	3.2x	NM	NM
Medidata Solutions, Inc. (NasdaqGS:MDSO)	46.54	2,514.70	2,531.74	305.38	25.17	0.12	NM	NM	NM
Merge Healthcare Incorporated. (NasdaqGS:MRGE)	2.60	248.79	456.55	215.56	28.86	(0.09)	2.1x	15.8x	NM
Quality Systems Inc. (NasdaqGS:QSII)	15.66	943.08	826.64	453.03	51.20	0.12	1.8x	16.1x	NM
Raysearch Laboratories AB (OM:RAY B)	5.98	204.85	200.98	35.11	(0.82)	(0.02)	NM	NM	NM
MEAN (TECHNOLOGY)							2.8x	15.1x	20.1x
MEDIAN (TECHNOLOGY)							2.4x	15.8x	20.1x
SERVICES - OUTSOURCING									
Advisory Board Co. (NasdaqGS:ABCO)	49.60	1,800.26	1,763.89	539.20	61.88	0.48	3.3x	NM	NM
Air Methods Corp. (NasdaqNM:AIRM)	58.66	2,296.62	2,980.24	957.77	247.76	2.21	3.1x	12.0x	NM
Albany Molecular Research Inc. (NasdaqGS:AMRI)	19.80	643.07	635.21	255.38	46.77	0.50	2.5x	13.6x	NM
AMN Healthcare Services Inc. (NYSE:AHS)	15.12	703.10	852.22	997.55	84.06	0.67	0.9x	10.1x	22.6x
Athenahealth, Inc. (NasdaqGM:ATHN)	144.44	5,483.52	5,590.86	672.06	61.30	0.11	NM	NM	NM
BioScrip Inc. (NasdaqNM:BIOS)	8.46	580.48	997.67	975.27	21.10	(1.17)	1.0x	NM	NM

Company Name (Ticker Symbol)	Stock Price	Market Cap ²	TEV ³	LTM ⁴ Revenue	LTM ⁴ EBITDA ⁵	LTM ⁴ Diluted EPS Before Extra	TEV ³ /Revenue	TEV ³ /EBITDA ⁵	P/ Diluted EPS Before Extra
Catamaran Corporation (TSX:CCT)	47.19	9,787.16	10,518.60	18,443.23	763.62	1.36	0.6x	13.8x	NM
Cegedim SA (ENXTPA:CGM)	36.11	503.50	1,137.00	1,233.12	163.24	(5.16)	0.9x	7.0x	NM
CorVel Corp. (NasdaqNM:CRVL)	40.90	852.72	818.59	485.07	72.44	1.60	1.7x	11.3x	NM
Covance Inc. (NYSE:CVD)	82.90	4,686.59	4,328.73	2,489.32	402.43	2.74	1.7x	10.8x	NM
Cross Country Healthcare Inc. (NasdaqNM:CCRN)	7.98	249.33	305.13	457.97	7.57	(1.79)	0.7x	NM	NM
eHealth, Inc. (NasdaqGS:EHTH)	24.54	436.01	365.62	189.71	8.75	(0.02)	1.9x	NM	NM
EPS Corporation (TSE:4282)	12.65	448.53	409.96	405.28	52.54	0.69	1.0x	7.8x	18.3x
ExamWorks Group, Inc. (NYSE:EXAM)	32.95	1,294.54	1,764.08	680.64	90.43	(0.02)	2.6x	19.5x	NM
Express Scripts Inc. (NasdaqNM:ESRX)	73.93	55,111.12	68,386.42	100,493.00	6,419.70	2.27	0.7x	10.7x	NM
Healthcare Services Group Inc. (NasdaqNM:HCSG)	27.33	1,922.12	1,853.75	1,233.84	76.29	0.67	1.5x	NM	NM
Healthways Inc. (NasdaqNM:HWAY)	17.46	617.12	868.04	693.24	32.30	(0.39)	1.3x	NM	NM
HMS Holdings Corp. (NasdaqNM:HMSY)	22.86	2,005.44	2,107.36	466.61	110.11	0.36	4.5x	19.1x	NM
ICON plc (NasdaqGS:ICLR)	49.54	3,066.38	2,891.01	1,410.70	211.17	2.20	2.0x	13.7x	22.5x
IPC The Hospitalist Company, Inc. (NasdaqGS:IPCM)	48.34	831.06	889.76	655.67	69.53	2.25	1.4x	12.8x	21.5x
Magellan Health Services Inc. (NasdaqNM:MGLN)	55.86	1,597.16	1,435.86	3,736.30	206.90	3.46	0.4x	6.9x	16.2x
Nordion Inc. (TSX:NDN)	13.23	818.85	521.27	268.56	72.98	4.49	1.9x	7.1x	2.9x
Omnicare Inc. (NYSE:OCR)	63.77	6,240.03	8,147.96	6,232.96	722.39	1.15	1.3x	11.3x	NM
On Assignment Inc. (NYSE:ASGN)	29.56	1,610.31	1,956.31	1,752.98	170.12	1.31	1.1x	11.5x	22.6x
Parexel International Corp. (NasdaqNM:PRXL)	56.44	3,089.13	3,152.26	1,939.36	281.16	2.25	1.6x	11.2x	NM
Stericycle, Inc. (NasdaqGS:SRCL)	118.85	10,079.67	11,794.18	2,313.26	676.77	3.69	NM	17.4x	NM
Synergy Health plc (LSE:SYR)	24.87	1,467.38	1,717.53	632.88	167.81	0.95	2.7x	10.2x	NM
Team Health Holdings, Inc. (NYSE:TMH)	58.52	4,134.09	4,535.65	2,544.64	267.77	1.47	1.8x	16.9x	NM

MEAN (OUTSOURCING)							1.7x	12.1x	18.1x
MEDIAN (OUTSOURCING)							1.6x	11.3x	21.5x

SERVICES - INDIA-BASED OUTSOURCING

3i Infotech, Ltd. (BSE:532628)	0.14	79.84	523.33	228.13	(3.85)	(0.11)	2.3x	NM	NM
Firstsource Solutions Limited (BSE:532809)	0.62	407.61	578.74	523.24	61.71	0.05	1.1x	9.4x	12.4x
HCL Technologies Ltd. (BSE:532281)	26.91	18,867.64	17,471.72	5,359.75	1,411.12	1.47	3.3x	12.4x	18.3x
Hexaware Technologies Ltd. (BSE:532129)	2.64	793.89	731.60	406.08	82.85	0.19	1.8x	8.8x	13.7x
Infosys Technologies Ltd. (BSE:500209)	59.32	33,896.52	29,206.76	8,391.00	2,321.00	3.17	3.5x	12.6x	18.7x
KPIT Cummins Infosystems Ltd. (BSE:532400)	2.44	456.68	478.12	461.02	62.87	0.21	1.0x	7.6x	11.8x
Mphasis Limited (BSE:526299)	7.36	1,545.71	1,247.55	1,060.71	192.08	0.59	1.2x	6.5x	12.5x
NIIT Technologies Ltd. (BSE:532541)	5.95	361.27	335.08	389.50	53.78	0.60	0.9x	6.2x	9.9x
Tata Consultancy Services Limited (BSE:532540)	41.67	81,620.94	78,316.23	14,299.58	4,386.56	1.77	NM	17.9x	23.5x
Tech Mahindra Limited (BSE:532755)	38.99	9,160.73	8,654.70	3,303.05	709.42	2.06	2.6x	12.2x	18.9x
Wipro Ltd. (BSE:507685)	9.33	22,873.02	20,289.03	7,459.31	1,708.38	0.56	2.7x	11.9x	16.7x

MEAN (INDIA-BASED OUTSOURCING)							2.0x	10.5x	15.7x
MEDIAN (INDIA-BASED OUTSOURCING)							2.0x	10.6x	15.2x

SERVICES - INFORMATION

Everyday Health, Inc. (NYSE:EVDY)	14.56	442.35	427.26	167.10	14.85	(0.85)	2.6x	NM	NM
Healthstream Inc. (NasdaqNM:HSTM)	25.96	715.72	603.95	151.53	24.75	0.29	4.0x	NM	NM
IMS Health Holdings, Inc. (NYSE:IMS)	27.90	9,263.47	12,982.47	2,614.00	621.00	(0.26)	5.0x	NM	NM
National Research Corp. (NasdaqGS:NRCI.B)	38.50	425.10	402.93	95.36	30.49	0.69	4.2x	13.2x	NM

Company Name (Ticker Symbol)	Stock Price	Market Cap ²	TEV ³	LTM ⁴ Revenue	LTM ⁴ EBITDA ⁵	LTM ⁴ Diluted EPS Before Extra	TEV ³ /Revenue	TEV ³ /EBITDA ⁵	P/ Diluted EPS Before Extra
WebMD Health Corp. (NasdaqNM:WBMD)	48.35	1,845.95	2,016.87	551.45	99.06	0.68	3.7x	NM	NM
MEAN (INFORMATION)							3.9x	13.2x	NM
MEDIAN (INFORMATION)							4.0x	13.2x	NM
MEAN (SERVICES)							1.8x	11.3x	16.3x
MEDIAN (SERVICES)							1.6x	10.8x	16.4x
PROVIDERS - LABS									
Bio-Reference Laboratories Inc. (NasdaqNM:BRLI)	29.05	805.18	845.58	796.91	97.26	1.42	1.1x	8.7x	20.5x
Charles River Laboratories International Inc. (NYSE:CRL)	59.10	2,758.61	3,470.10	1,221.90	272.37	2.47	2.8x	12.7x	23.9x
Foundation Medicine, Inc. (NasdaqGS:FMI)	23.27	657.63	561.16	43.82	(44.04)	(2.37)	NM	NM	NM
Genomic Health Inc. (NasdaqGS:GHDX)	29.72	936.98	831.28	272.29	(13.17)	(0.68)	3.1x	NM	NM
Laboratory Corp. of America Holdings (NYSE:LH)	107.23	9,103.83	11,651.13	5,846.30	1,133.50	6.01	2.0x	10.3x	17.8x
Quest Diagnostics Inc. (NYSE:DGX)	63.21	9,128.47	12,995.47	7,192.00	1,398.00	5.31	1.8x	9.3x	11.9x
Sonic Healthcare Ltd. (ASX:SHL)	16.47	6,601.87	8,251.21	3,690.74	696.37	0.90	2.2x	11.8x	18.3x
MEAN (LABS)							2.2x	10.6x	18.5x
MEDIAN (LABS)							2.1x	10.3x	18.3x
PROVIDERS - HOME HEALTH & HOSPICE									
Addus HomeCare Corp. (NasdaqGS:ADUS)	21.90	238.30	218.75	285.84	18.26	0.99	0.8x	12.0x	22.1x
Almost Family Inc. (NasdaqNM:AFAM)	27.98	264.94	316.51	430.93	17.87	0.85	0.7x	17.7x	NM
Amedisys Inc. (NasdaqNM:AMED)	20.92	695.28	827.51	1,192.00	35.25	(3.24)	0.7x	NM	NM
Chemed Corp. (NYSE:CHE)	105.61	1,825.68	1,957.77	1,407.97	183.84	4.71	1.4x	10.6x	22.4x
Gentiva Health Services Inc. (NasdaqNM:GTIV)	18.07	666.71	1,725.70	1,882.17	142.24	(11.20)	0.9x	12.1x	NM
LHC Group, Inc. (NasdaqNM:LHCG)	25.74	457.89	530.16	668.05	54.10	1.18	0.8x	9.8x	21.8x
National Healthcare Corp. (AMEX:NHC)	57.30	814.88	840.07	832.42	108.25	3.74	1.0x	7.8x	15.3x
MEAN (HOME HEALTH & HOSPICE)							0.9x	11.7x	20.4x
MEDIAN (HOME HEALTH & HOSPICE)							0.8x	11.3x	22.0x
PROVIDERS - NON-ACUTE									
Alliance Healthcare Services, Inc. (NasdaqGM:AIQ)	28.45	300.38	822.36	440.63	132.22	(0.13)	1.9x	6.2x	NM
AmSurg Corp. (NasdaqNM:AMSG)	53.79	2,585.19	3,673.14	1,098.26	369.76	2.27	3.3x	9.9x	23.7x
Corrections Corporation of America (NYSE:CXW)	35.64	4,149.53	5,297.91	1,667.49	376.22	1.77	3.2x	14.1x	20.2x
DaVita HealthCare Partners Inc. (NYSE:DVA)	74.68	16,041.26	24,290.01	12,269.63	2,412.97	3.16	2.0x	10.1x	23.6x
GEO Group, Inc. (NYSE: GEO)	37.42	2,718.11	4,257.37	1,569.37	298.26	1.76	2.7x	14.3x	21.3x
Hanger, Inc. (NYSE:HGR)	22.40	770.36	1,305.35	1,060.75	156.16	1.65	1.2x	8.4x	13.6x
HEALTHSOUTH Corp. (NYSE:HLS)	39.39	3,455.53	5,112.13	2,303.30	577.50	1.64	2.2x	8.9x	24.0x
MEDNAX, Inc. (NYSE:MD)	57.25	5,689.93	5,844.38	2,284.00	522.66	2.97	2.6x	11.2x	19.3x
Providence Service Corp. (NasdaqGS:PRSC)	45.53	675.21	743.78	1,186.91	60.68	1.37	0.6x	12.3x	NM
RadNet, Inc. (NasdaqNM:RDNT)	6.68	285.07	899.07	701.48	108.25	(0.16)	1.3x	8.3x	NM
Select Medical Holdings Corporation (NYSE:SEM)	14.02	1,822.87	3,487.96	2,962.97	357.39	0.88	1.2x	9.8x	16.0x
US Physical Therapy Inc. (NYSE:USPH)	35.70	436.86	498.85	278.31	48.90	1.49	1.8x	10.2x	24.0x
VCA Inc. (NasdaqGS:WOOF)	40.75	3,513.22	4,016.26	1,838.49	342.89	1.61	2.2x	11.7x	NM
MEAN (NON-ACUTE)							2.0x	10.4x	20.6x
MEDIAN (NON-ACUTE)							2.0x	10.1x	21.3x
PROVIDERS - LONG-TERM CARE									
AdCare Health Systems Inc. (AMEX:ADK)	4.95	88.17	237.53	223.97	12.90	(0.59)	1.1x	18.4x	NM
Brookdale Senior Living Inc. (NYSE:BKD)	34.95	6,046.08	8,642.63	2,604.22	448.42	(0.06)	3.3x	19.3x	NM
Capital Senior Living Corp. (NYSE:CSU)	22.87	664.50	1,269.21	355.51	53.84	(0.93)	3.6x	NM	NM

Company Name (Ticker Symbol)	Stock Price	Market Cap ²	TEV ³	LTM ⁴ Revenue	LTM ⁴ EBITDA ⁵	LTM ⁴ Diluted EPS Before Extra	TEV ³ /Revenue	TEV ³ /EBITDA ⁵	P/ Diluted EPS Before Extra
Ensign Group, Inc. (NasdaqNM:ENSG)	35.00	784.41	757.77	955.97	119.06	1.74	0.8x	6.4x	20.1x
Five Star Quality Care Inc. (NYSE:FVE)	4.64	225.56	239.94	1,086.72	42.02	0.17	0.2x	5.7x	NM
Health Care REIT, Inc. (NYSE:HCN)	67.58	20,851.46	32,363.07	3,162.25	1,692.27	0.51	NM	19.1x	NM
Sabra Health Care REIT, Inc. (NasdaqGS:SBRA)	28.48	1,346.05	2,006.40	154.31	133.45	0.56	NM	15.0x	NM
Skilled Healthcare Group, Inc. (NYSE:SKH)	7.41	297.34	699.61	831.30	64.66	(0.34)	0.8x	10.8x	NM
Ventas, Inc. (NYSE:VTR)	65.78	19,361.42	29,122.07	2,934.77	1,623.30	1.67	NM	17.9x	NM
MEAN (LONG-TERM CARE)							1.6x	14.1x	20.1x
MEDIAN (LONG-TERM CARE)							1.0x	16.5x	20.1x
PROVIDERS - ACUTE									
Chindex International Inc. (NasdaqGS:CHDX)	23.91	428.80	430.24	193.52	15.41	(0.58)	2.2x	NM	NM
Community Health Systems, Inc. (NYSE:CYH)	54.28	6,270.22	23,665.22	15,508.69	1,987.94	(0.20)	1.5x	11.9x	NM
HCA Holdings, Inc. (NYSE:HCA)	69.82	30,189.13	60,111.13	35,354.00	6,921.00	3.53	1.7x	8.7x	19.8x
Kindred Healthcare Inc. (NYSE:KND)	20.65	1,333.99	2,782.95	5,012.75	280.36	(1.53)	0.6x	9.9x	NM
Lifepoint Hospitals Inc. (NasdaqNM:LPNT)	74.80	3,376.55	5,354.75	3,906.50	520.90	3.04	1.4x	10.3x	24.6x
Tenet Healthcare Corp. (NYSE:THC)	61.18	5,990.50	17,575.50	14,261.00	1,579.00	(0.22)	1.2x	11.1x	NM
Universal Health Services Inc. (NYSE:UHS)	114.44	11,347.78	14,781.76	7,557.20	1,391.62	5.28	2.0x	10.6x	21.7x
University General Health System, Inc. (OTCPK:UGHS)	0.07	27.35	152.49	163.99	(5.39)	(0.10)	0.9x	NM	NM
MEAN (ACUTE)							1.4x	10.4x	22.0x
MEDIAN (ACUTE)							1.4x	10.5x	21.7x
MEAN (PROVIDERS)							1.7x	11.4x	20.3x
MEDIAN (PROVIDERS)							1.5x	10.6x	20.9x
PRODUCTS - CLINICAL DEVICES									
Abiomed Inc. (NasdaqNM:ABMD)	26.05	1,054.07	966.88	189.78	11.31	0.18	NM	NM	NM
Accuray Incorporated (NasdaqNM:ARRAY)	8.14	629.22	652.94	369.42	2.42	(0.47)	1.8x	NM	NM
Affymetrix Inc. (NasdaqNM:AFFX)	8.67	636.22	714.69	341.39	25.15	(0.09)	2.1x	NM	NM
Align Technology Inc. (NasdaqNM:ALGN)	54.46	4,399.99	4,034.46	712.28	202.09	1.74	NM	20.0x	NM
Alphatec Holdings, Inc. (NasdaqNM:ATEC)	1.56	152.82	234.26	204.10	18.52	(0.87)	1.1x	12.7x	NM
Analogic Corporation (NasdaqGS:ALOG)	72.20	893.48	774.03	541.73	63.60	2.78	1.4x	12.2x	NM
AngioDynamics Inc. (NasdaqNM:ANGO)	14.11	498.08	623.38	350.63	45.88	0.09	1.8x	13.6x	NM
AtriCure, Inc. (NasdaqNM:ATRC)	15.52	426.35	363.25	92.99	(13.02)	(0.78)	3.9x	NM	NM
Baxter International Inc. (NYSE:BAX)	74.98	40,614.64	47,612.64	16,357.00	4,171.00	3.55	2.9x	11.4x	21.1x
Boston Scientific Corp. (NYSE:BSX)	12.68	16,809.98	20,704.98	7,220.00	1,631.00	0.18	2.9x	12.7x	NM
Bruker BioSciences Corp. (NasdaqNM:BRKR)	20.06	3,371.21	3,274.41	1,872.20	248.70	0.46	1.7x	13.2x	NM
Cardiovascular Systems Inc. (NasdaqGS:CSII)	28.49	898.15	773.96	136.61	(32.12)	(1.25)	NM	NM	NM
CareFusion Corporation (NYSE:CFN)	45.91	9,313.49	9,454.49	3,842.00	861.00	1.96	2.5x	11.0x	23.4x
Cepheid (NasdaqNM:CPHD)	40.03	2,810.43	2,777.66	436.75	2.54	(0.45)	NM	NM	NM
CONMED Corp. (NasdaqNM:CNMD)	39.50	1,080.13	1,265.73	747.11	124.85	1.25	1.7x	10.1x	NM
CR Bard Inc. (NYSE:BCR)	148.44	11,078.97	11,668.47	3,146.30	829.00	9.81	3.7x	14.1x	15.1x
CryoLife Inc. (NYSE:CRY)	10.04	280.37	249.50	141.13	17.46	0.54	1.8x	14.3x	18.7x
Cyberonics Inc. (NasdaqNM:CYBX)	57.39	1,528.01	1,395.28	285.15	94.22	2.19	4.9x	14.8x	NM
DexCom, Inc. (NasdaqNM:DXCM)	44.20	3,336.04	3,280.54	200.50	(17.10)	(0.37)	NM	NM	NM
Edwards Lifesciences Corp. (NYSE:EW)	99.26	10,524.84	9,638.74	2,129.10	499.50	6.93	4.5x	19.3x	14.3x
Endologix Inc. (NasdaqNM:ELGX)	13.81	924.63	882.57	140.10	(10.17)	(0.26)	NM	NM	NM
Exactech Inc. (NasdaqNM:EXAC)	23.88	328.45	342.55	244.41	43.11	1.16	1.4x	7.9x	20.6x

Company Name (Ticker Symbol)	Stock Price	Market Cap ²	TEV ³	LTM ⁴ Revenue	LTM ⁴ EBITDA ⁵	LTM ⁴ Diluted EPS Before Extra	TEV ³ /Revenue	TEV ³ /EBITDA ⁵	P/ Diluted EPS Before Extra
Fresenius SE & Co KGaA (DB:FRE)	48.88	26,421.22	51,599.69	29,147.79	5,337.81	2.68	1.8x	9.7x	18.3x
Genomic Health Inc. (NasdaqGS:GHDX)	29.72	936.98	831.28	272.29	(13.17)	(0.68)	3.1x	NM	NM
GI Dynamics, Inc. (ASX:GID)	0.49	230.18	159.21	3.30	(39.69)	(0.10)	NM	NM	NM
Heartware International Inc. (NasdaqGS:HTWR)	81.10	1,379.02	1,307.17	244.46	(27.76)	(2.66)	NM	NM	NM
Hologic Inc. (NasdaqNM:HOLX)	24.87	6,907.89	10,545.89	2,476.48	858.85	(4.11)	4.3x	12.3x	NM
Illumina Inc. (NasdaqNM:ILMN)	179.36	25,002.78	25,170.69	1,612.48	456.55	1.50	NM	NM	NM
IMRIS, Inc. (TSX:IM)	0.83	43.13	63.52	40.16	(29.66)	(0.78)	1.6x	NM	NM
Integra LifeSciences Holdings Corp. (NasdaqNM:IART)	49.99	1,629.62	2,125.15	880.43	163.20	(0.19)	2.4x	13.0x	NM
Intuitive Surgical Inc. (NasdaqNM:ISRG)	470.01	16,897.80	15,919.20	2,052.10	731.80	12.17	NM	NM	NM
Landauer Inc. (NYSE:LDR)	36.42	347.85	476.67	151.88	39.23	(2.13)	3.1x	12.2x	NM
Masimo Corporation (NasdaqNM:MASI)	22.44	1,228.99	1,207.05	545.12	96.23	1.07	2.2x	12.5x	21.0x
Medtronic Inc. (NYSE:MDT)	63.85	62,542.10	61,371.10	17,083.00	5,613.00	2.96	3.6x	10.9x	21.6x
MELA Sciences, Inc. (NasdaqCM:MELA)	2.35	12.26	8.05	0.57	(16.71)	(4.08)	NM	NM	NM
Meridian Bioscience Inc. (NasdaqNM:VIVO)	19.57	813.49	774.20	190.65	59.26	0.85	4.1x	13.1x	23.0x
Natus Medical Inc. (NasdaqNM:BABY)	28.11	890.75	851.14	347.98	59.51	0.93	2.4x	14.3x	NM
NuVasive, Inc. (NasdaqNM:NUVA)	35.10	1,648.86	1,763.46	728.14	117.63	(0.19)	2.4x	15.0x	NM
Nxstage Medical, Inc. (NasdaqNM:NXTM)	13.12	811.16	767.06	282.63	(7.80)	(0.37)	2.7x	NM	NM
Orthofix International NV (NasdaqNM:OFIX)	33.91	625.20	619.49	398.50	53.37	(1.24)	1.6x	11.6x	NM
Ossur Hf. (ICSE:OSSRU)	2.85	1,286.63	1,385.45	486.76	91.94	0.12	2.8x	15.1x	23.6x
Quidel Corp. (NasdaqNM:QDEL)	23.60	809.69	796.97	160.07	9.50	(0.34)	5.0x	NM	NM
ResMed Inc. (NYSE:RMD)	53.05	7,435.91	6,830.97	1,554.97	484.87	2.39	4.4x	14.1x	22.2x
REVA Medical, Inc. (ASX:RVA)	0.14	45.33	35.69	-	(25.67)	(0.08)	NM	NM	NM
Sirona Dental Systems Inc. (NasdaqNM:SIRO)	81.51	4,708.34	4,493.44	1,159.69	287.48	3.02	3.9x	15.6x	NM
Smith & Nephew plc (LSE:SN.)	17.29	15,436.22	17,297.79	4,422.00	1,240.00	0.58	3.9x	13.9x	NM
Sonova Holding AG (SWX:SOON)	159.99	10,745.16	10,418.69	2,207.54	536.36	5.74	4.7x	19.4x	NM
Spectranetics Corporation (NasdaqNM:SPNC)	28.38	1,182.55	1,305.52	162.63	5.01	(0.26)	NM	NM	NM
St. Jude Medical Inc. (NYSE:STJ)	65.59	18,673.01	21,319.01	5,571.00	1,720.00	3.10	3.8x	12.4x	21.1x
STAAR Surgical Co. (NasdaqNM:STAA)	11.51	444.21	430.99	76.09	(0.46)	(0.09)	NM	NM	NM
Stryker Corp. (NYSE:SYK)	83.31	31,539.75	30,661.75	9,287.00	1,413.00	1.79	3.3x	NM	NM
Symmetry Medical, Inc. (NYSE:SMA)	9.22	346.22	504.01	402.47	50.66	(1.05)	1.3x	9.9x	NM
Synergetics USA, Inc. (NasdaqCM:SURG)	3.04	76.18	63.42	64.17	7.06	0.12	1.0x	9.0x	24.9x
Thoratec Corp. (NasdaqNM:THOR)	25.00	1,407.50	1,116.30	498.38	120.85	1.17	2.2x	9.2x	21.4x
Unilife Corporation (ASX:UNS)	0.43	282.08	328.72	14.69	(47.32)	(0.10)	NM	NM	NM
Utah Medical Products Inc. (NasdaqNM:UTMD)	52.09	194.76	186.01	40.44	18.51	3.07	4.6x	10.0x	17.0x
Varian Medical Systems Inc. (NYSE:VAR)	85.02	8,774.15	8,266.97	3,007.62	659.06	3.89	2.7x	12.5x	21.8x
Volcano Corporation (NasdaqNM:VOLC)	12.44	640.16	846.08	393.44	16.62	(0.75)	2.2x	NM	NM
Wright Medical Group Inc. (NasdaqNM:WMGI)	29.84	1,473.83	1,439.02	266.29	(78.24)	(7.17)	NM	NM	NM
Zimmer Holdings Inc. (NYSE:ZMH)	99.31	16,775.15	16,766.55	4,659.40	1,702.80	4.58	3.6x	9.8x	21.7x
MEAN (CLINICAL)							2.8x	12.9x	20.6x
MEDIAN (CLINICAL)							2.7x	12.6x	21.3x
PRODUCTS - NON-CLINICAL DEVICES									
Abaxis Inc. (NasdaqNM:ABAX)	47.75	1,075.47	968.89	176.18	31.35	0.70	NM	NM	NM
CareView Communications, Inc. (OTCBB:CRVW)	0.57	78.75	97.88	2.46	(4.47)	(0.11)	NM	NM	NM
Cerus Corp. (NasdaqNM:CERS)	3.76	278.42	238.57	36.24	(35.57)	(0.66)	NM	NM	NM

Company Name (Ticker Symbol)	Stock Price	Market Cap ²	TEV ³	LTM ⁴ Revenue	LTM ⁴ EBITDA ⁵	LTM ⁴ Diluted EPS Before Extra	TEV ³ /Revenue	TEV ³ /EBITDA ⁵	P/ Diluted EPS Before Extra
Getinge AB (OM:GETI B)	26.18	6,239.07	8,866.87	3,820.79	851.11	1.08	2.3x	10.4x	24.3x
Haemonetics Corp. (NYSE:HAE)	35.69	1,835.54	2,126.18	943.45	117.27	0.75	2.3x	18.1x	NM
Hansen Medical, Inc. (NasdaqGM:HNSN)	1.25	140.25	147.31	21.27	(41.58)	(0.52)	NM	NM	NM
Harvard Bioscience Inc. (NasdaqGM:HBIO)	4.52	145.98	141.86	105.84	9.21	0.04	1.3x	15.4x	NM
IDEXX Laboratories Inc. (NasdaqNM:IDXX)	123.97	6,231.97	6,460.99	1,442.70	335.41	3.67	4.5x	19.3x	NM
Invacare Corp. (NYSE:IVC)	15.34	493.07	526.18	1,316.54	11.47	(1.64)	0.4x	NM	NM
Omnicell, Inc. (NasdaqGS:OMCL)	28.15	1,009.82	883.45	406.61	59.90	0.78	2.2x	14.7x	NM
Steris Corp. (NYSE:STE)	56.29	3,340.14	3,843.56	1,659.85	312.68	2.04	2.3x	12.3x	NM
SurModics, Inc. (NasdaqGS:SRDX)	20.42	277.65	237.04	56.40	20.96	0.96	4.2x	11.3x	21.2x
Thermo Fisher Scientific, Inc. (NYSE:TMO)	120.21	48,006.46	62,979.06	14,884.10	3,318.10	3.85	4.2x	19.0x	NM

MEAN (NON-CLINICAL)							2.6x	15.1x	22.8x
MEDIAN (NON-CLINICAL)							2.3x	15.1x	22.8x

PRODUCTS - DISPOSABLES

ATRION Corp. (NasdaqNM:ATRI)	320.00	623.68	582.01	137.34	48.79	13.77	4.2x	11.9x	23.2x
Becton Dickinson & Co. (NYSE:BDX)	117.17	22,477.42	23,807.42	8,291.00	2,173.00	4.92	2.9x	11.0x	23.8x
ICU Medical Inc. (NasdaqNM:ICUI)	62.59	955.69	639.84	310.86	68.53	2.39	2.1x	9.3x	NM
Medical Action Industries Inc. (NasdaqNM:MDCI)	13.76	227.51	210.03	288.26	12.67	0.06	0.7x	16.6x	NM
Merit Medical Systems Inc. (NasdaqNM:MMSI)	12.51	540.79	779.77	483.33	72.31	0.44	1.6x	10.8x	NM
Nipro Corp. (TSE:8086)	8.83	1,331.65	4,402.73	3,022.00	434.59	0.10	1.5x	10.1x	NM
Terumo Corp. (TSE:4543)	25.19	9,565.36	10,437.96	4,652.36	1,083.95	0.87	2.2x	9.6x	NM
Vascular Solutions Inc. (NasdaqNM:VASC)	23.90	410.65	374.60	116.30	24.09	0.70	3.2x	15.5x	NM

MEAN (DISPOSABLES)							2.3x	11.9x	23.5x
MEDIAN (DISPOSABLES)							2.2x	10.9x	23.5x

PRODUCTS - COMMERCIAL

Bio-Rad Laboratories Inc. (NYSE:BIO)	120.26	3,474.83	3,264.58	2,153.88	301.29	2.11	1.5x	10.8x	NM
Cambrex Corporation. (NYSE:CBM)	21.92	672.50	727.57	344.62	69.35	1.18	2.1x	10.5x	18.6x
Cantel Medical Corp. (NYSE:CMN)	36.47	1,509.05	1,549.17	467.61	88.25	1.03	3.3x	17.6x	NM
Dentsply International, Inc. (NasdaqNM:XRAY)	47.71	6,763.52	8,127.53	2,953.02	577.26	2.19	2.8x	14.1x	21.8x
Exact Sciences Corporation (NasdaqCM:EXAS)	20.85	1,729.19	1,495.94	2.37	(57.15)	(0.80)	NM	NM	NM
Fluidigm Corporation (NasdaqGS:FLDM)	27.22	766.81	867.41	92.50	(21.61)	(1.40)	NM	NM	NM
Hill-Rom Holdings, Inc. (NYSE:HRC)	43.81	2,513.91	2,696.81	1,644.20	266.60	1.21	1.6x	10.1x	NM
Hospira Inc. (NYSE:HSP)	53.74	9,067.66	10,039.96	4,279.20	587.70	1.04	2.3x	17.1x	NM
Ion Beam Applications SA (ENXTBR:IBAB)	15.21	420.61	406.40	292.00	15.63	(0.11)	1.4x	NM	NM
Luminex Corp. (NasdaqNM:LMNX)	18.85	806.10	716.39	218.13	36.23	0.40	3.3x	19.8x	NM
OraSure Technologies Inc. (NasdaqNM:OSUR)	8.33	466.37	386.10	103.38	(6.48)	0.02	3.7x	NM	NM
West Pharmaceutical Services Inc. (NYSE:WST)	43.43	3,073.32	3,204.32	1,400.20	262.00	1.58	2.3x	12.2x	NM

MEAN (COMMERCIAL)							2.4x	14.0x	20.2x
MEDIAN (COMMERCIAL)							2.3x	13.2x	20.2x

PRODUCTS - CONSUMER

Alere Inc. (NYSE:ALR)	35.45	2,945.40	6,964.64	2,980.77	551.31	(1.22)	2.3x	12.6x	NM
Cooper Companies Inc. (NYSE:COO)	163.03	7,815.50	8,086.99	1,661.63	483.73	6.03	4.9x	16.7x	NM
Essilor International (ENXTPA:EI)	106.12	22,335.93	25,604.19	7,213.36	1,586.69	6.30	3.5x	16.1x	16.9x
The Female Health Company (NasdaqCM:FHCO)	3.86	111.50	107.36	23.73	6.72	0.33	4.5x	16.0x	11.7x
Insulet Corporation (NasdaqNM:PODD)	36.11	2,001.02	2,026.94	270.81	7.38	(1.08)	NM	NM	NM

Company Name (Ticker Symbol)	Stock Price	Market Cap ²	TEV ³	LTM ⁴ Revenue	LTM ⁴ EBITDA ⁵	LTM ⁴ Diluted EPS Before Extra	TEV ³ /Revenue	TEV ³ /EBITDA ⁵	P/ Diluted EPS Before Extra
Nutraceutical International Corporation (NasdaqGS:NUTR)	24.24	235.01	271.46	213.29	38.74	1.69	1.3x	7.0x	14.4x
Nutrisystem, Inc. (NasdaqGS:NTRI)	16.32	469.82	430.34	388.51	24.50	0.36	1.1x	17.6x	NM
USANA Health Sciences Inc. (NYSE:USNA)	73.03	948.22	826.58	730.61	121.23	5.08	1.1x	6.8x	14.4x

MEAN (CONSUMER)							2.7x	13.3x	14.3x
MEDIAN (CONSUMER)							2.3x	16.0x	14.4x

PRODUCTS - PHARMACEUTICALS

Abbott Laboratories (NYSE:ABT)	42.24	63,516.25	63,921.25	21,819.00	4,508.00	1.38	2.9x	14.2x	NM
Achillion Pharmaceuticals, Inc. (NasdaqGS:ACHN)	11.57	1,131.41	1,000.10	-	(59.14)	(0.61)	NM	NM	NM
Acorda Therapeutics, Inc. (NasdaqNM:ACOR)	32.58	1,360.05	1,041.43	355.16	47.23	0.45	2.9x	NM	NM
Actavis, Inc. (NYSE:ACT)	226.98	59,981.96	68,022.26	10,114.60	2,870.90	0.38	NM	NM	NM
Aegerion Pharmaceuticals, Inc. (NasdaqGS:AEGR)	30.55	902.66	803.77	103.81	(49.69)	(1.76)	NM	NM	NM
Akorn, Inc. (NasdaqGS:AKRX)	39.02	4,063.31	4,666.32	408.22	139.38	0.41	NM	NM	NM
Alexion Pharmaceuticals, Inc. (NasdaqGS:ALXN)	169.29	33,488.10	32,034.75	1,921.43	779.31	2.00	NM	NM	NM
Allergan Inc. (NYSE:AGN)	163.68	48,643.08	47,088.58	6,744.80	2,249.50	4.36	NM	NM	NM
Ampio Pharmaceuticals, Inc. (AMEX:AMPE)	4.69	243.75	177.78	0.06	(32.73)	(0.74)	NM	NM	NM
Antares Pharma Inc. (NasdaqCM:ATRS)	2.35	306.60	250.58	21.78	(29.38)	(0.23)	NM	NM	NM
Array Biopharma Inc. (NasdaqNM:ARRY)	3.95	520.70	513.65	42.08	(68.31)	(0.69)	NM	NM	NM
Astellas Pharma, Inc. (TSE:4503)	14.41	32,570.50	28,981.58	11,445.11	1,916.60	2.34	2.5x	15.1x	6.2x
AstraZeneca plc (LSE:AZN)	75.72	95,602.12	99,789.62	25,964.00	8,663.00	1.60	3.8x	11.5x	NM
Avanir Pharmaceuticals (NasdaqGS:AVNR)	6.22	1,068.80	1,008.00	103.98	(67.15)	(0.46)	NM	NM	NM
Bristol-Myers Squibb Co. (NYSE:BMJ)	50.65	83,972.89	84,589.89	16,206.00	4,443.00	1.61	NM	19.0x	NM
Clovis Oncology, Inc. (NasdaqGS:CLVS)	47.56	1,615.33	1,342.10	13.63	(98.95)	(3.55)	NM	NM	NM
Cubist Pharmaceuticals Inc. (NasdaqNM:CBST)	69.03	5,227.85	5,419.17	1,121.37	140.26	0.11	4.8x	NM	NM
Curis Inc. (NasdaqGM:CRIS)	1.75	150.51	124.61	14.81	(10.50)	(0.16)	NM	NM	NM
DepoMed Inc. (NasdaqGS:DEPO)	15.35	897.62	679.58	222.35	89.85	1.33	3.1x	7.6x	11.5x
Dyax Corp. (NasdaqNM:DYAX)	10.21	1,390.65	1,285.49	64.25	(5.46)	(0.14)	NM	NM	NM
Eli Lilly & Co. (NYSE:LLY)	63.56	67,805.49	68,016.29	21,200.10	5,688.20	3.15	3.2x	12.0x	20.2x
Endo Pharmaceuticals Holdings Inc. (NasdaqNM:ENDP)	63.71	9,776.69	12,755.82	2,559.56	794.28	(8.20)	5.0x	16.1x	NM
Glaxosmithkline plc (LSE:GSK)	24.45	118,554.81	143,658.02	42,059.35	12,893.18	1.66	3.4x	11.1x	14.8x
Immunogen Inc. (NasdaqGS:IMGN)	11.82	1,015.43	873.17	59.90	(66.93)	(0.83)	NM	NM	NM
Impax Laboratories Inc. (NasdaqGS:IPXL)	24.64	1,742.02	1,328.99	540.22	107.53	0.45	2.5x	12.4x	NM
Infinity Pharmaceuticals, Inc. (NasdaqGS:INFI)	11.30	549.02	414.42	-	(141.95)	(3.05)	NM	NM	NM
InterMune Inc. (NasdaqNM:ITMN)	73.45	7,955.59	7,629.88	111.42	(207.47)	(2.61)	NM	NM	NM
Ironwood Pharmaceuticals Inc. (NasdaqGS:IRWD)	12.94	1,803.29	1,680.29	31.41	(190.43)	(1.75)	NM	NM	NM
Jazz Pharmaceuticals, Inc. (NasdaqGS:JAZZ)	162.92	9,811.21	10,739.78	1,006.08	515.19	1.35	NM	NM	NM
Johnson & Johnson (NYSE:JNJ)	103.73	292,548.40	278,054.40	73,540.00	24,506.00	5.41	3.8x	11.3x	19.2x
Lannett Co. Inc. (NYSE:LC)	39.38	1,405.24	1,260.39	273.77	114.17	1.62	4.6x	11.0x	24.3x
Meda AB (OM:MEDA A)	13.48	4,073.15	6,077.35	2,014.26	575.38	0.45	3.0x	10.6x	NM
Merck & Co. Inc. (NYSE:MRK)	60.11	173,395.23	183,239.23	43,550.00	15,950.00	1.90	4.2x	11.5x	NM
Mylan Laboratories Inc. (NasdaqGS:MYL)	48.60	18,178.68	26,175.38	7,128.84	1,852.09	1.47	3.7x	14.1x	NM
Novartis AG (SWX:NOVN)	89.75	217,744.61	230,546.84	59,327.00	16,657.00	3.72	3.9x	13.8x	24.1x
Novo Nordisk A/S (CPSE:NOVO B)	45.70	115,425.56	114,346.15	15,457.26	6,376.00	1.79	NM	17.9x	NM
Opko Health, Inc. (NYSE:OPK)	8.90	3,819.84	3,814.98	87.15	(86.54)	(0.37)	NM	NM	NM
Pacira Pharmaceuticals Inc. (NasdaqGS:PCRX)	108.26	3,885.67	3,823.71	140.65	(26.90)	(1.27)	NM	NM	NM

Company Name (Ticker Symbol)	Stock Price	Market Cap ²	TEV ³	LTM ⁴ Revenue	LTM ⁴ EBITDA ⁵	LTM ⁴ Diluted EPS Before Extra	TEV ³ /Revenue	TEV ³ /EBITDA ⁵	P/ Diluted EPS Before Extra
Pernix Therapeutics Holdings, Inc. (NasdaqGM:PTX)	8.69	330.60	347.94	78.65	(16.28)	(0.74)	4.4x	NM	NM
Perrigo Co. (NYSE:PRGO)	148.74	19,904.09	22,341.99	4,060.80	1,087.80	1.77	NM	NM	NM
Pfizer Inc. (NYSE:PFE)	29.39	186,357.96	190,502.96	50,327.00	21,826.00	1.59	3.8x	8.7x	18.5x
Rigel Pharmaceuticals, Inc. (NasdaqNM:RIGL)	2.60	228.26	52.23	5.75	(84.46)	(1.01)	NM	NM	NM
Roche Holding AG (SWX:ROG)	291.75	246,764.28	258,591.04	54,938.90	21,256.09	14.05	4.7x	12.2x	20.8x
Sagent Pharmaceuticals, Inc. (NasdaqGS:SGNT)	27.82	887.37	725.70	265.01	23.19	0.45	2.7x	NM	NM
Salix Pharmaceuticals Ltd. (NasdaqNM:SLXP)	159.11	10,133.56	12,519.67	1,262.17	454.46	0.90	NM	NM	NM
Sanofi-Aventis (ENXTPA:SAN)	109.77	145,550.60	159,422.95	45,361.08	13,962.63	4.26	3.5x	11.4x	NM
Sarepta Therapeutics, Inc. (NasdaqGS:SRPT)	22.93	938.39	660.47	15.47	(110.33)	(3.03)	NM	NM	NM
SciClone Pharmaceuticals, Inc. (NasdaqGS:SCLN)	6.86	350.41	263.42	127.04	25.31	0.42	2.1x	10.4x	16.3x
Sciele Pharma Inc. (NasdaqNM:SCRX)	30.19	1,003.30	1,226.70	407.80	104.70	1.16	3.0x	11.7x	NM
SIGA Technologies, Inc. (NasdaqGM:SIGA)	30.19	1,003.30	1,226.70	407.80	104.70	1.16	3.0x	11.7x	NM
Sucampo Pharmaceuticals, Inc. (NasdaqNM:SCMP)	6.89	301.57	283.55	90.80	14.13	0.13	3.1x	NM	NM
Takeda Pharmaceutical Co. Ltd. (TSE:4502)	45.70	35,922.58	38,793.77	16,710.58	3,607.92	1.39	2.3x	10.8x	NM
Taro Pharmaceutical Industries Ltd. (NYSE:TARO)	161.16	6,902.81	6,268.67	736.32	423.58	7.95	NM	14.8x	20.3x
Teva Pharmaceutical Industries Limited (NYSE:TEVA)	52.52	44,836.32	55,106.32	20,535.00	5,877.00	3.04	2.7x	9.4x	17.3x
Theravance Inc. (NasdaqNM:THRX)	23.56	2,653.65	3,056.68	2.27	(172.47)	(1.78)	NM	NM	NM
Valeant Pharmaceuticals International (NYSE:VRX)	117.33	39,359.68	55,934.85	7,528.61	3,539.38	(2.24)	NM	15.8x	NM

MEAN (PHARMACEUTICALS)							3.4x	12.4x	17.8x
MEDIAN (PHARMACEUTICALS)							3.2x	11.7x	18.8x

PRODUCTS - BIOTECH

Advanced Cell Technology Inc. (OTCPK:ACTC.D)	8.00	269.10	265.03	0.16	(22.56)	(1.54)	NM	NM	NM
AMAG Pharmaceuticals, Inc. (NasdaqGS:AMAG)	22.63	496.91	274.57	88.96	(4.57)	(0.57)	3.1x	NM	NM
Amgen Inc. (NasdaqNM:AMGN)	139.38	105,874.02	113,014.02	19,460.00	8,134.00	6.53	NM	13.9x	21.3x
Anacor Pharmaceuticals, Inc. (NasdaqGM:ANAC)	23.29	978.09	880.13	19.19	(67.08)	1.61	NM	NM	14.5x
Arena Pharmaceuticals, Inc. (NasdaqGS:ARNA)	4.12	905.72	758.43	29.71	(82.12)	(0.27)	NM	NM	NM
Ariad Pharmaceuticals Inc. (NasdaqGS:ARIA)	6.22	1,163.21	1,006.29	48.98	(235.97)	(1.33)	NM	NM	NM
Auxilium Pharmaceuticals Inc. (NasdaqGS:AUXL)	18.60	936.60	1,441.28	405.56	0.42	(2.93)	3.6x	NM	NM
AVEO Pharmaceuticals, Inc. (NasdaqGS:AVEO)	1.32	69.03	18.28	17.78	(50.33)	(1.27)	1.0x	NM	NM
Biogen Idec Inc. (NasdaqNM:BIIB)	343.04	81,007.18	80,027.52	8,344.83	3,640.56	8.99	NM	NM	NM
BioMarin Pharmaceutical Inc. (NasdaqGS:BMRN)	71.22	10,477.67	10,291.93	627.09	(85.96)	(1.31)	NM	NM	NM
BioTime, Inc. (AMEX:BTX)	3.11	229.18	245.74	4.78	(23.06)	(0.80)	NM	NM	NM
Celgene Corporation (NasdaqNM:CELG)	95.02	75,969.44	76,674.74	7,033.00	2,416.40	1.73	NM	NM	NM
Cytori Therapeutics, Inc. (NasdaqGM:CYTX)	1.41	112.15	126.24	8.90	(36.50)	(0.52)	NM	NM	NM
Dendreon Corp. (NasdaqGS:DNDN)	1.36	218.03	678.97	293.83	(81.88)	(1.36)	2.3x	NM	NM
Dynavax Technologies Corporation (NasdaqCM:DVAX)	1.42	373.29	218.98	12.32	(67.19)	(0.32)	NM	NM	NM
Emergent BioSolutions, Inc. (NYSE:EBS)	24.90	933.18	1,016.05	351.42	63.75	0.36	2.9x	15.9x	NM
Endocyte, Inc. (NasdaqGS:ECYT)	7.36	305.81	184.71	100.31	19.86	0.35	1.8x	9.3x	21.1x
Exelixis Inc. (NasdaqNM:EXEL)	4.14	807.76	923.21	21.28	(238.61)	(1.51)	NM	NM	NM
Gilead Sciences Inc. (NasdaqNM:GILD)	107.56	162,595.23	163,639.41	17,436.56	10,495.98	4.41	NM	15.6x	24.4x
GTX Inc. (NasdaqGM:GTXI)	0.95	72.21	54.96	-	(37.67)	(0.55)	NM	NM	NM
Halozyne Therapeutics, Inc. (NasdaqGS:HALO)	9.50	1,176.58	1,078.75	58.86	(78.50)	(0.72)	NM	NM	NM
Immunomedics Inc. (NasdaqGM:IMMU)	3.33	310.07	267.75	9.04	(35.01)	(0.42)	NM	NM	NM

Company Name (Ticker Symbol)	Stock Price	Market Cap ²	TEV ³	LTM ⁴ Revenue	LTM ⁴ EBITDA ⁵	LTM ⁴ Diluted EPS Before Extra	TEV ³ /Revenue	TEV ³ /EBITDA ⁵	P/ Diluted EPS Before Extra
Incyte Corporation (NasdaqNM:INCY)	54.20	9,127.93	9,331.39	371.57	(74.01)	(0.83)	NM	NM	NM
ISIS Pharmaceuticals Inc. (NasdaqNM:ISIS)	40.76	4,798.88	4,383.43	151.07	(65.98)	(0.79)	NM	NM	NM
Keryx Biopharmaceuticals Inc. (NasdaqCM:KERX)	18.19	1,670.21	1,533.22	10.00	(66.55)	(0.80)	NM	NM	NM
Lexicon Pharmaceuticals, Inc. (NasdaqGS:LXRX)	1.52	782.52	724.95	2.60	(99.29)	(0.21)	NM	NM	NM
Ligand Pharmaceuticals Incorporated (NasdaqGM:LGND)	52.04	1,081.43	1,061.02	54.31	19.38	0.36	NM	NM	NM
MannKind Corp. (NasdaqGM:MNKD)	7.37	2,965.55	3,110.49	-	(190.95)	(0.66)	NM	NM	NM
Medivation, Inc. (NasdaqGS:MDVN)	91.26	7,007.76	6,950.00	391.92	50.60	0.31	NM	NM	NM
Momenta Pharmaceuticals Inc. (NasdaqGS:MNTA)	11.79	640.85	438.57	45.24	(101.76)	(2.13)	NM	NM	NM
Myriad Genetics Inc. (NasdaqNM:MYGN)	36.19	2,634.45	2,447.99	778.22	300.89	2.25	3.1x	8.1x	16.1x
Nektar Therapeutics (NasdaqNM:NKTR)	14.26	1,815.33	1,669.92	140.34	(88.22)	(1.19)	NM	NM	NM
Navidea Biopharmaceuticals, Inc. (AMEX:NAVVB)	1.43	214.74	228.49	2.76	(39.17)	(0.34)	NM	NM	NM
Neurocrine Biosciences Inc. (NasdaqNM:NBIX)	16.31	1,238.24	1,043.58	1.46	(49.91)	(0.67)	NM	NM	NM
NewLink Genetics Corporation (NasdaqGM:NLNK)	27.61	770.57	694.58	1.11	(33.48)	(1.29)	NM	NM	NM
Novavax, Inc. (NasdaqGS:NVAX)	4.69	1,116.78	966.14	29.27	(56.42)	(0.30)	NM	NM	NM
NPS Pharmaceuticals Inc. (NasdaqNM:NPSP)	30.18	3,216.04	3,163.31	193.82	18.30	0.02	NM	NM	NM
PDL BioPharma, Inc. (NasdaqGS:PDLI)	10.09	1,620.84	1,911.21	439.12	435.10	1.65	4.4x	4.4x	6.1x
Pharmacyclics Inc. (NasdaqGS:PCYC)	124.39	9,362.84	8,684.85	435.04	123.22	1.12	NM	NM	NM
Raptor Pharmaceuticals Corp. (NasdaqGM:RPTP)	11.02	691.43	683.42	45.30	(38.87)	(0.92)	NM	NM	NM
Regeneron Pharmaceuticals Inc. (NasdaqNM:REGN)	350.46	35,354.10	35,055.04	2,498.88	903.86	3.51	NM	NM	NM
RTI Biologics, Inc. (NasdaqNM:RTIX)	5.31	301.69	412.36	242.02	21.70	(0.34)	1.7x	19.0x	NM
Sarepta Therapeutics, Inc. (NasdaqGS:SRPT)	22.93	938.39	660.47	15.47	(110.33)	(3.03)	NM	NM	NM
Savient Pharmaceuticals, Inc. (OTCPK:SVNT.Q)	0.00	0.14	201.25	22.87	(78.25)	(1.37)	NM	NM	NM
Seattle Genetics Inc. (NasdaqGS:SGEN)	44.01	5,432.95	5,083.74	274.96	(62.81)	(0.60)	NM	NM	NM
Sequenom Inc. (NasdaqGS:SQNM)	3.71	432.85	494.27	185.66	(47.61)	(0.62)	2.7x	NM	NM
Spectrum Pharmaceuticals, Inc. (NasdaqGS:SPPI)	8.11	531.87	490.10	170.93	(17.11)	(1.24)	2.9x	NM	NM
Synageva BioPharma Corp. (NasdaqGS:GEVA)	72.17	2,393.55	1,859.05	8.77	(139.87)	(4.75)	NM	NM	NM
Synergy Pharmaceuticals, Inc. (NasdaqGS:SGYP)	3.90	369.70	318.50	-	(75.87)	(0.82)	NM	NM	NM
Synta Pharmaceuticals Corp. (NasdaqGM:SNTA)	4.00	417.48	323.94	-	(87.22)	(1.14)	NM	NM	NM
Techne Corp. (NasdaqNM:TECH)	95.52	3,534.91	3,184.50	357.26	184.45	3.00	NM	17.3x	NM
United Therapeutics Corp. (NasdaqNM:UTHR)	117.83	5,569.71	5,365.45	1,203.45	499.24	5.17	4.5x	10.7x	22.8x
Vertex Pharmaceuticals Inc. (NasdaqNM:VRTX)	93.57	22,277.33	21,596.20	829.73	(452.65)	(2.03)	NM	NM	NM
Vical Inc. (NasdaqGS:VICL)	1.24	109.87	63.45	11.64	(14.71)	(0.22)	NM	NM	NM
VIVUS Inc. (NasdaqGS:VVUS)	4.29	443.84	339.95	130.01	(42.99)	(1.04)	2.6x	NM	NM
ZIOPHARM Oncology, Inc. (NasdaqCM:ZIOP)	3.23	324.39	271.39	0.80	(33.77)	(0.43)	NM	NM	NM

MEAN (BIOTECH)							2.8x	12.7x	18.0x
MEDIAN (BIOTECH)							2.9x	13.9x	21.1x

PRODUCTS - DISTRIBUTION

AmerisourceBergen Corporation (NYSE:ABC)	77.39	17,364.90	18,098.51	112,449.46	1,168.33	1.14	0.2x	15.5x	NM
Cardinal Health, Inc. (NYSE:CAH)	73.70	24,811.40	25,914.40	91,084.00	2,369.00	3.37	0.3x	10.9x	21.9x
CVS Health Corporation (NYSE:CVS)	79.45	92,162.00	103,823.00	132,053.00	10,429.00	4.08	0.8x	10.0x	19.5x
Henry Schein, Inc. (NasdaqNM:HSIC)	119.69	10,153.66	11,320.56	9,920.89	822.76	5.19	1.1x	13.8x	23.0x
McKesson Corporation (NYSE:MCK)	195.03	45,168.75	53,522.75	149,428.00	3,352.00	5.77	0.4x	16.0x	NM
MWI Veterinary Supply, Inc. (NasdaqGS:MWIV)	142.05	1,826.62	1,879.09	2,792.06	126.48	5.40	0.7x	14.9x	NM
Owens & Minor Inc. (NYSE:OMI)	34.40	2,169.49	2,296.56	9,151.31	238.12	1.61	0.3x	9.6x	21.4x

Company Name (Ticker Symbol)	Stock Price	Market Cap ²	TEV ³	LTM ⁴ Revenue	LTM ⁴ EBITDA ⁵	LTM ⁴ Diluted EPS Before Extra	TEV ³ /Revenue	TEV ³ /EBITDA ⁵	P/ Diluted EPS Before Extra
Patterson Companies, Inc. (NasdaqNM:PDCO)	40.27	4,051.35	4,474.00	4,243.12	400.41	2.02	1.1x	11.2x	19.9x
PetMed Express, Inc. (NasdaqGS:PETS)	14.08	284.26	239.56	231.74	29.39	0.91	1.0x	8.2x	15.5x
PharMerica Corporation (NYSE:PMC)	24.89	748.21	1,006.01	1,788.10	112.00	(0.23)	0.6x	9.0x	NM
Premier, Inc. (NasdaqGS:PINC)	31.58	1,022.41	763.75	910.55	343.89	(105.85)	0.8x	2.2x	NM
Rite Aid Corporation (NYSE:RAD)	6.22	6,094.95	11,633.33	25,698.89	1,115.07	0.17	0.5x	10.4x	NM
Vitamin Shoppe, Inc. (NYSE:VSI)	39.19	1,210.62	1,195.60	1,142.95	145.32	2.12	1.0x	8.2x	18.5x
Walgreen Co. (NYSE:WAG)	60.52	57,891.07	60,381.07	75,276.00	5,017.00	2.93	0.8x	12.0x	20.7x
MEAN (DISTRIBUTION)							0.7x	10.8x	20.0x
MEDIAN (DISTRIBUTION)							0.7x	10.7x	20.3x
MEAN (PRODUCTS)							2.6x	12.7x	19.3x
MEDIAN (PRODUCTS)							2.7x	12.2x	20.7x

1) Source: Financial Information from SEC filings and other publicly-available sources
2) Market Cap: Total Value of Company's Stock; Equal to the Number of Shares Outstanding Times the Price per Share
3) TEV (Total Enterprise Value): Market Capitalization Plus Debt Less Cash
4) LTM: Latest Twelve Months
5) EBITDA: Earnings Before Interest, Taxes, Depreciation and Amortization
6) NA: Not Available
7) NM: Not Meaningful

Copyright 2014 © Scott-Macon, Ltd.

Note: Disclaimer

In the preparation of the information contained in this document, Scott-Macon, Ltd. has endeavored to present information that is as accurate and current as possible from sources believed to be reliable. However, inadvertent errors can occur. Therefore, the information is provided “as is”, without any representation or warranty of any kind, expressed or implied. Any reproduction, retransmission, republication, or other use of all or part of this document is expressly prohibited, unless written permission has been granted by Scott-Macon, Ltd. All other rights are reserved.

ABOUT SCOTT-MACON

Scott-Macon is an investment banking firm providing corporate advisory services to a broad range of industries, including a specific focus on the healthcare, medical and pharmaceutical services and products industries. Founded in 1973, Scott-Macon has 20 senior professionals with an average of 20 years' experience in investment banking.

SERVICES AND CAPABILITIES

- Corporate Sales — Assisting privately-held and publicly-traded companies to arrange sale, divestiture and merger transactions as well as corporate valuations for board or management use.
- Acquisition Advisory — Providing assistance in identifying acquisition prospects, contacting companies, and negotiating acquisition transactions.
- Capital Raising — Arranging for the private placement of equity and debt securities.
- Strategic Planning — Planning overall corporate objectives, reviewing strategic alternatives, and creating plans for maximizing value.

HEALTHCARE INVESTMENT BANKING GROUP PROFESSIONALS

Nathan D. Cortright

Group Head

ncortright@scott-macon.com

Jeffrey M. Tepper

Managing Director

jtepper@scott-macon.com

Vijay R. Sampath

Vice President

vsampath@scott-macon.com

Leslie S. Lau

Assistant Vice President

llau@scott-macon.com

Robert B. Dimmitt

Senior Managing Director

rdimmitt@scott-macon.com

Michael N. Papazis

Senior Vice President

mpapazis@scott-macon.com

Kenneth Benton

Assistant Vice President

kbenton@scott-macon.com

Spencer R. Berg

Senior Associate

sberg@scott-macon.com

George James

Analyst

gjames@scott-macon.com

CONTACT INFORMATION

Telephone: 212-755-8200

Facsimile: 212-755-8255

www.scott-macon.com