

SCOTT-MACON, LTD

Aerospace, Defense & Government Services

Monthly Market Overview

April 2017



A note from **SCOTT-MACON**

We are pleased to present you with the April 2017 Edition of the Scott-Macon Aerospace, Defense and Government Services monthly newsletter! Our team strives to provide industry professionals such as yourself with the critical market information necessary to execute your strategic goals and initiatives. Please let us know if you would like to discuss any of the emerging trends presented in this review and how they can potentially impact your firm.

Our team can help you with the following services:

- **Mergers and Acquisitions**
 - **Sale of company**
 - **Acquisition of target companies**
- **Private Debt and Equity Financing**
- **Dividend Recapitalization**

We look forward to speaking to you soon!

Best,



Michael

Michael N. Papazis

Managing Director

Aerospace, Defense & Government Services

Office: (212) 755-8200

Fax: (212) 583-9262

mpapazis@scott-macon.com

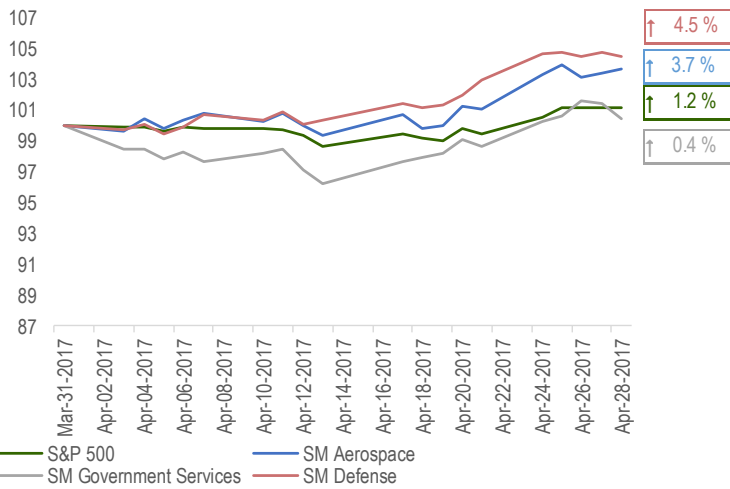
Table of Contents

Section 1	Market Snapshot Review of key valuation and deal trends analyzed on an Monthly and Last Twelve Month (LTM) basis	4
Section 2	Public Trading Comparables List of operating metrics and valuation multiples for public companies in selected sub-segments of the Aerospace, Defense & Government Services (ADG) sectors	6
Section 3	M&A Transactions List of relevant transactions with disclosed values which occurred in the last month segmented by Aerospace, Defense or Government Services	9
Section 4	Recent Contracts List of selected major government contracts that have been awarded in the last month	18
Section 5	Key Aerospace & Defense Stats Review of key trends in the aerospace and defense sectors	22
Section 6	About Scott-Macon Brief overview on Scott-Macon and their ADG investment banking practice	25

SECTION 1: MARKET SNAPSHOT

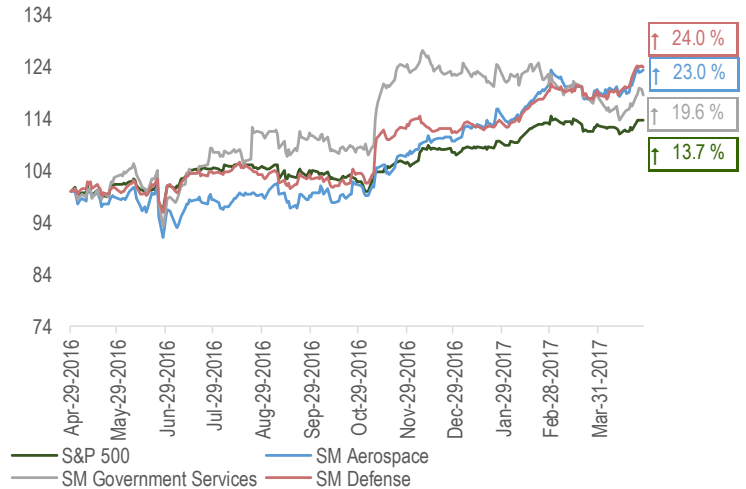
Monthly as of April 2017

Share Price Performance

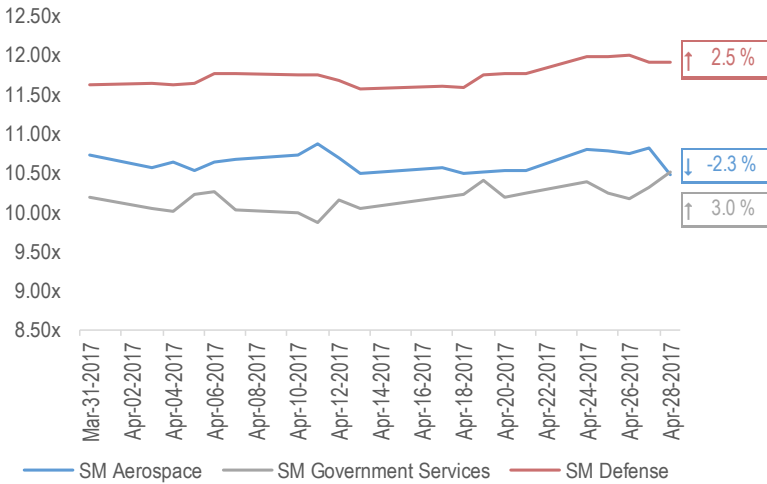


LTM as of April 2017

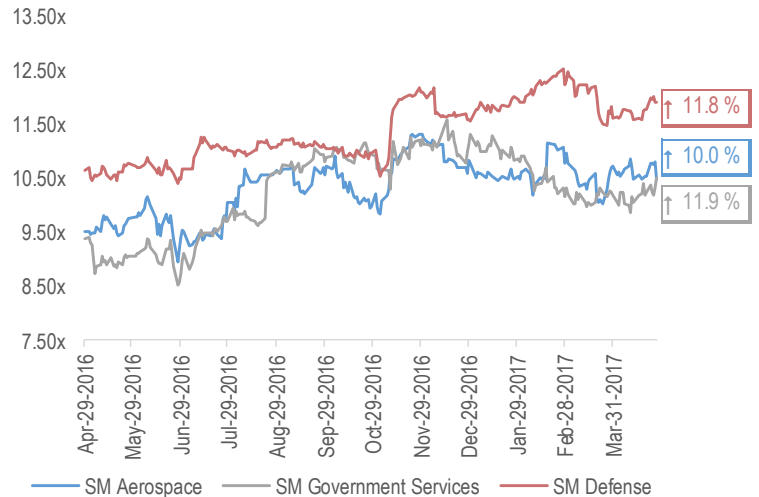
Share Price Performance



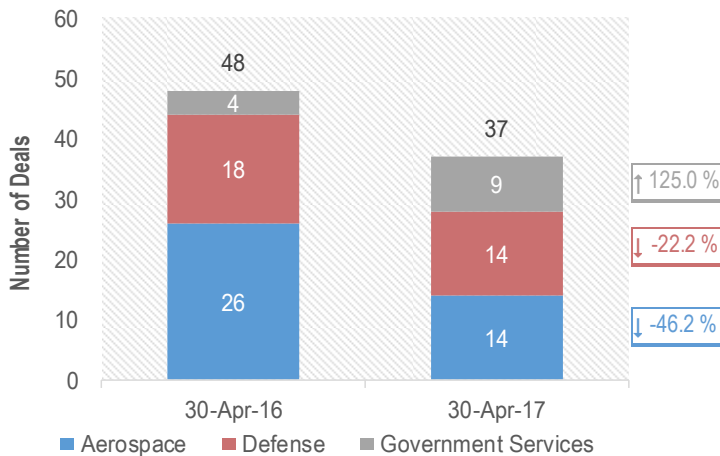
Trading Valuation (TEV / LTM EBITDA)



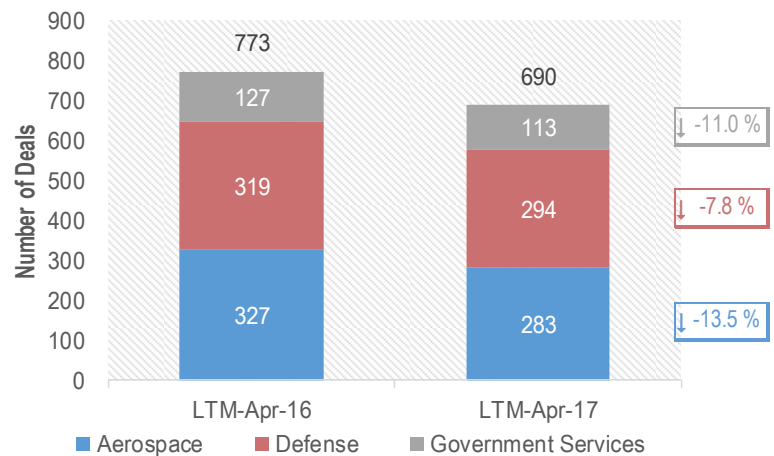
Trading Valuation (TEV / LTM EBITDA)



M&A Transactions



M&A Transactions



SECTION 2: PUBLIC COMPARABLES

Public Comparables

Aerospace Public Comparables*

Aerospace OEMs	Price	% of 52 Wk High	Market Value	Total Enterprise Value (TEV)	TEV / LTM EBITDA	% Change TEV / LTM EBITDA		TEV / LTM Rev.	% Change TEV / LTM Rev.	
						30 Day	1 Year		30 Day	1 Year
Airbus SE	\$80.88	98.0%	\$62,496.9	\$60,833.1	NM	NM	NM	0.8 x	3.9%	17.0%
Boeing Company	184.83	99.5	111,559.9	113,213.9	12.7	2.5	27.2	1.2	6.7	34.4
Bombardier Inc.	1.54	76.4	3,404.4	10,427.4	18.1	0.9	12.4	0.6	-0.3	9.4
Embraer S.A.	4.82	70.0	3,540.1	4,776.5	9.1	-8.9	-0.4	0.7	-9.7	-29.9
Median		87.2%	\$33,018.5	\$35,630.3	12.7 x	2.5%	32.9%	0.8 x	-2.2%	-3.9%
Mean		86.0%	\$45,250.3	\$47,312.7	13.3 x	-1.0%	25.1%	0.9 x	1.6%	10.2%
Aerospace Systems / Equipment	Price	% of 52 Wk High	Market Value	Total Enterprise Value (TEV)	TEV / LTM EBITDA	% Change TEV / LTM EBITDA		TEV / LTM Rev.	% Change TEV / LTM Rev.	
						30 Day	1 Year		30 Day	1 Year
AAR Corp.	\$35.99	92.9%	\$1,205.5	\$1,338.2	10.2 x	6.3%	-30.6%	0.8 x	5.5	33.4%
AMETEK, Inc.	57.20	99.3	13,156.8	14,781.1	14.7	5.1	21.4	3.8	4.9	15.6
Astronics Corporation	32.51	79.2	941.9	1,072.1	10.8	1.6	21.2	1.7	2.2	4.8
CAE Inc.	15.25	99.2	4,091.3	4,758.1	11.4	2.2	19.6	2.4	2.5	19.6
Crane Co.	79.91	97.0	4,750.7	4,991.4	10.6	3.6	28.3	1.8	7.3	32.1
Esterline Technologies Corporation	91.45	94.8	2,715.0	3,285.6	11.3	5.1	0.2	1.6	6.4	14.7
HEICO Corporation	71.07	99.2	5,489.9	6,047.0	17.4	1.8	14.0	4.3	2.6	18.9
Héroux-Devtek Inc.	8.80	75.0	318.0	405.2	9.4	2.8	-20.0	1.4	2.1	-18.1
Meggitt PLC	5.99	95.3	4,634.6	6,158.0	11.5	2.9	-6.0	2.4	2.5	-8.5
Moog Inc.	68.65	94.0	2,463.0	3,113.9	9.4	0.2	20.7	1.3	2.3	22.7
MTU Aero Engines AG	143.44	98.5	7,366.6	6,965.2	10.2	-17.5	15.5	1.3	-15.3	10.9
Textron Inc.	46.66	91.6	12,490.4	15,747.4	10.3	6.2	21.0	1.2	4.0	12.7
TransDigm Group Incorporated	246.73	83.8	13,038.3	22,925.3	15.2	6.5	-4.2	7.0	6.8	-0.9
Woodward, Inc.	67.67	93.6	4,146.3	4,763.7	14.3	-1.1	15.5	2.3	-1.6	15.5
Zodiac Aerospace	24.29	77.3	6,780.6	8,224.3	NM	NM	NM	1.5	-0.4	-0.1
Median		94.0%	\$4,634.6	\$4,991.4	11.1 x	1.2%	-4.0%	1.7 x	1.6%	6.3%
Mean		91.4%	\$5,572.6	\$6,971.8	11.9 x	1.7%	5.9%	2.3 x	2.5%	9.1%
Aerospace Structures	Price	% of 52 Wk High	Market Value	Total Enterprise Value (TEV)	TEV / LTM EBITDA	% Change TEV / LTM EBITDA		TEV / LTM Rev.	% Change TEV / LTM Rev.	
						30 Day	1 Year		30 Day	1 Year
CPI Aerostructures, Inc.	\$6.20	61.1%	\$54.7	\$86.3	NM	NM	NM	1.1 x	-5.1%	28.6%
Ducommun Incorporated	29.39	87.3	329.2	488.7	9.3	1.4	-2.0	0.9	2.0	40.8
GKN plc	4.64	94.6	7,976.2	8,932.5	6.7	-0.8	2.8	0.8	-2.4	-0.8
Hexcel Corporation	51.75	92.6	4,702.6	5,461.7	12.0	-2.0	3.0	2.8	-0.4	4.8
Kaman Corporation	48.01	89.9	1,300.6	1,679.8	10.0	-0.2	-6.3	0.9	0.5	5.5
Latécoère S.A.	3.94	75.4	371.4	496.0	10.4	-8.0	5.3	0.7	-8.0	9.7
LMI Aerospace, Inc.	13.87	99.5	187.5	425.1	12.4	1.6	39.9	1.2	1.7	30.1
Magellan Aerospace Corporation	14.99	95.8	872.6	978.4	8.3	4.3	-4.6	1.3	3.2	-1.0
Senior plc	2.77	87.5	1,159.1	1,415.5	9.3	3.3	-5.2	1.2	4.2	-12.5
Spirit AeroSystems Holdings, Inc.	57.16	90.9	6,809.5	7,199.0	7.6	-1.2	18.8	1.1	-0.7	5.4
Triumph Group, Inc.	26.20	65.4	1,298.7	2,922.2	NM	NM	NM	0.8	2.1	-11.0
Median		89.9%	\$1,159.1	\$1,415.5	9.3 x	1.4%	5.1%	1.1 x	-1.2%	20.5%
Mean		85.5%	\$2,278.4	\$2,735.0	9.6 x	-0.4%	8.2%	1.2 x	-0.4%	8.0%
Total Aerospace Median		92.7%	\$3,815.7	\$4,770.1	10.5 x	-2.3%	10.0%	1.2 x	0.7%	13.0%
Total Aerospace Mean		88.5%	\$9,655.1	\$10,797.1	11.3 x	0.7%	9.8%	1.7 x	1.7%	8.9%

Government Services Public Comparables*

Government Services	Price	% of 52 Wk High	Market Value	Total Enterprise Value (TEV)	TEV / LTM EBITDA	% Change TEV / LTM EBITDA		TEV / LTM Rev.	% Change TEV / LTM Rev.	
						30 Day	1 Year		30 Day	1 Year
Booz Allen Hamilton Holding Corp.	\$35.93	93.2%	\$5,387.8	\$6,602.2	12.7 x	1.2%	13.6%	1.2 x	0.4%	11.0%
CACI International Inc	118.00	87.2	2,878.4	4,171.9	11.2	0.4	-5.7	1.0	-1.0	-9.8
CGI Group Inc.	48.18	98.1	14,098.3	15,213.7	11.4	2.3	8.3	1.9	3.0	5.5
CSRA Inc.	29.08	86.7	4,743.2	7,406.2	9.9	-0.5	-15.6	1.5	-1.1	-19.2
Cyient Limited	8.50	97.8	956.8	790.6	10.5	7.5	-10.7	1.4	6.8	-4.2
Engility Holdings, Inc.	28.35	72.4	1,043.5	2,075.4	10.9	-1.0	8.2	1.0	1.6	13.1
ICF International, Inc.	44.15	74.1	831.5	1,084.8	9.7	4.4	0.0	0.9	5.2	-0.4
KEYW Holding Corp.	9.49	69.9	463.6	554.2	NM	NM	NM	1.9	-0.2	50.1
Leidos Holdings, Inc.	52.66	95.8	7,924.8	10,847.8	16.8	2.2	NM	1.5	0.6	NM
ManTech International Corp.	35.50	78.0	1,377.1	1,312.1	10.7	2.8	4.6	0.8	1.9	-1.6
MAXIMUS, Inc.	60.99	97.1	3,953.0	4,036.8	10.6	-1.9	-14.8	1.6	-2.3	-2.3
Navigant Consulting, Inc.	23.97	86.0	1,124.7	1,251.4	8.8	4.4	11.5	1.3	4.9	18.9
NCI, Inc.	14.85	97.0	201.1	200.0	7.0	-1.4	-4.4	0.6	1.1	-6.2
QinetiQ Group Plc	3.80	99.4	2,136.0	1,783.1	10.0	6.4	19.3	1.8	5.6	25.5
Science Applications International Corp.	72.99	81.2	3,190.1	4,027.1	12.1	-1.3	16.0	0.9	-12.3	19.0
Serco Group plc	1.50	76.5	1,628.7	1,825.0	11.0	0.1	39.0	0.5	3.8	27.6
Vectrus, Inc.	25.44	72.7	278.4	314.4	6.6	12.5	1.5	0.3	15.2	2.0
VSE Corp.	42.65	96.3	462.3	699.3	8.9	0.7	22.7	0.9	-1.0	-12.9
Median		86.9%	\$1,502.9	\$1,804.1	10.6 x	2.0%	5.5%	1.1 x	0.2%	4.4%
Mean		86.6%	\$2,926.6	\$3,566.5	10.5 x	1.9%	8.8%	1.2 x	1.7%	11.3%
Engineering & Construction	Price	% of 52 Wk High	Market Value	Total Enterprise Value (TEV)	TEV / LTM EBITDA	% Change TEV / LTM EBITDA		TEV / LTM Rev.	% Change TEV / LTM Rev.	
						30 Day	1 Year		30 Day	1 Year
AECOM	\$34.21	84.0%	\$5,313.3	\$8,907.2	8.8 x	-2.3%	7.2	0.5 x	-1.4%	2.5%
Fluor Corp.	51.32	87.9	7,171.3	6,927.6	7.8	-2.6	32.5	0.4	-2.1	1.1
Jacobs Engineering Group Inc.	54.92	86.6	6,649.2	6,368.1	9.9	-0.7	24.2	0.6	-0.4	23.4
KBR, Inc.	14.05	78.3	2,011.3	2,283.3	NM	NM	NM	0.5	1.1	NM
Tetra Tech, Inc.	43.95	98.0	2,519.1	2,781.0	13.2	6.8	29.4	1.4	9.1	19.1
Median		86.6%	\$5,313.3	\$6,368.1	9.4 x	-6.1%	17.5%	0.5 x	-2.9%	7.6%
Mean		87.0%	\$4,732.9	\$5,453.4	9.9 x	-16.0%	36.6%	0.7 x	1.4%	22.0%
Total Government Services Median		86.7%	\$2,136.0	\$2,283.3	10.5 x	3.0%	11.9%	1.0 x	17.3%	6.3%
Total Government Services Mean		86.7%	\$3,319.3	\$3,976.7	10.4 x	-2.4%	14.1%	1.1 x	1.7%	12.7%

Public Comparables (Continued)

Defense Public Comparables*

Defense Primes	Price	% of 52 Wk High	Market Value	Total Enterprise Value (TEV)	TEV / LTM EBITDA	% Change TEV / LTM EBITDA		TEV / LTM Rev.	% Change TEV / LTM Rev.	
						30 Day	1 Year		30 Day	1 Year
BAE Systems plc	\$8.11	95.4%	\$25,812.7	\$27,957.1	11.4 x	-2.1%	14.8%	1.2 x	-2.8%	21.4%
Boeing Company	184.83	99.5	111,559.9	113,213.9	12.7	2.5	27.2	1.2	6.7	34.4
General Dynamics Corporation	193.79	98.4	58,463.6	60,184.6	12.4	0.9	30.1	1.9	2.7	35.2
Leonardo S.p.a.	15.72	96.8	9,031.1	12,319.4	6.3	6.1	6.3	0.9	6.1	20.4
Lockheed Martin Corporation	269.45	97.4	77,990.4	90,152.4	13.8	0.6	10.0	1.9	-1.6	6.0
Northrop Grumman Corporation	245.96	96.9	42,937.9	48,594.9	13.0	2.9	7.5	2.0	4.7	9.1
Raytheon Company	155.21	97.7	45,177.0	48,278.0	12.6	-1.0	0.9	2.0	2.1	14.9
Thales S.A.	105.16	99.6	22,242.7	19,959.3	10.8	6.0	17.6	1.2	9.3	19.0
Median		97.5%	\$44,057.4	\$48,436.4	12.5 x	1.5%	25.8%	1.6 x	0.3%	28.0%
Mean		97.7%	\$49,151.9	\$52,582.5	11.6 x	1.6%	13.9%	1.5 x	2.8%	19.0%

Defense Systems	Price	% of 52 Wk High	Market Value	Total Enterprise Value (TEV)	TEV / LTM EBITDA	% Change TEV / LTM EBITDA		TEV / LTM Rev.	% Change TEV / LTM Rev.	
						30 Day	1 Year		30 Day	1 Year
Aerojet Rocketdyne Holdings, Inc.	\$22.41	96.3%	\$1,673.2	\$1,926.5	11.9 x	2.8%	12.2%	1.7 x	59.1%	NM
AeroVironment, Inc.	\$28.57	88.1%	\$656.1	\$462.0	NM	NM	NM	1.1 x	-42.4%	-33.8
Cobham plc	1.71	74.5	2,906.9	4,241.2	NM	NM	NM	1.1	-32.5	-23.3
Cubic Corporation	51.90	93.3	1,406.6	1,670.3	NM	NM	NM	3.0	NM	NM
Curtiss-Wright Corporation	93.46	86.9	4,141.2	4,553.7	11.3	2.2	13.6	3.0	44.4	62.4
FLIR Systems, Inc.	36.73	97.3	5,007.7	5,120.0	14.2	-1.0	24.5	1.4	-54.4	-45.5
Huntington Ingalls Industries, Inc.	200.89	91.0	9,295.5	9,853.5	9.5	0.3	26.2	1.2	-17.9	11.6
Kongsberg Gruppen ASA	15.63	93.1	1,868.1	2,127.1	15.9	0.3	53.8	1.5	38.2	66.8
L3 Technologies, Inc.	171.77	95.5	13,377.0	16,544.0	13.4	3.6	NA	1.6	2.5	NM
Orbital ATK, Inc.	99.00	96.4	5,714.5	6,964.5	11.0	3.0	-10.3	4.2	NM	NM
Rockwell Collins, Inc.	104.09	96.8	20,150.1	22,084.1	17.9	49.1	53.6	1.7	-40.1	-37.4
Safran SA	82.83	98.6	34,434.1	36,886.7	9.1	7.9	29.7	2.0	8.2	35.5
Textron Inc.	46.66	91.6	12,490.4	15,747.4	10.3	6.2	21.0	1.2	4.0	12.7
Median		93.3%	\$5,007.7	\$5,120.0	11.6 x	2.5%	12.5%	1.6 x	-2.9%	10.1%
Mean		92.2%	\$8,701.7	\$9,860.1	12.4 x	7.3%	27.4%	1.9 x	9.5%	39.4%

Defense Electronics / Equipment	Price	% of 52 Wk High	Market Value	Total Enterprise Value (TEV)	TEV / LTM EBITDA	% Change TEV / LTM EBITDA		TEV / LTM Rev.	% Change TEV / LTM Rev.	
						30 Day	1 Year		30 Day	1 Year
AMETEK, Inc.	\$57.20	99.3%	\$13,156.8	\$14,781.1	14.7 x	5.1%	21.4%	3.8 x	4.9%	15.6%
Chemring Group plc	2.44	90.5	680.3	793.6	9.3	-1.7	-16.3	1.3	-3.6	-13.5
Comtech Telecommunications Corp.	14.01	56.2	330.0	515.7	10.2	-3.2	62.8	0.9	-2.7	15.0
Crane Co.	79.91	97.0	4,750.7	4,991.4	10.6	3.6	28.3	1.8	7.3	32.1
Ducommun Incorporated	29.39	87.3	329.2	488.7	9.3	1.4	-2.0	0.9	2.0	40.8
Elbit Systems Ltd.	119.08	97.2	5,090.6	5,266.5	11.9	3.9	10.0	1.5	4.1	10.5
Harris Corporation	111.89	98.5	13,926.0	17,966.0	11.4	0.4	14.8	2.4	0.5	7.0
Héroux-Devtek Inc.	8.80	75.0	318.0	405.2	9.4	2.8	-20.0	1.4	2.1	-18.1
Kratos Defense & Security Solutions, Inc.	7.62	82.9	658.7	1,021.6	NM	NM	NM	1.5	-1.5	35.6
Meggitt PLC	5.99	95.3	4,634.6	6,158.0	11.5	2.9	-6.0	2.4	2.5	-8.5
Mercury Systems, Inc.	37.38	91.5	1,792.1	1,708.0	NM	NM	NM	4.5	-24.1	43.0
Moog Inc.	68.65	94.0	2,463.0	3,113.9	9.4	0.2	20.7	1.3	2.3	22.7
OSI Systems, Inc.	77.40	94.9	1,445.8	1,622.7	13.8	-4.4	NA	1.7	-3.1	53.7
Teledyne Technologies Incorporated	134.83	99.2	4,749.1	5,268.3	14.6	5.9	39.4	2.5	6.2	42.8
Ultra Electronics Holdings plc	27.07	93.2	1,904.7	2,237.0	12.6	1.0	-4.2	2.2	-0.6	3.1
ViaSat, Inc.	64.03	77.9	3,687.5	4,255.7	16.9	0.3	-3.6	2.8	1.5	-15.6
Woodward, Inc.	67.67	93.6	4,146.3	4,763.7	14.3	-1.1	15.5	2.3	-1.6	15.5
Median		93.6%	\$2,463.0	\$3,113.9	11.5 x	1.3%	5.1%	1.8 x	0.2%	7.0%
Mean		89.6%	\$3,768.4	\$4,432.8	12.0 x	1.1%	7.6%	2.1 x	-2.7%	14.3%

Homeland Security	Price	% of 52 Wk High	Market Value	Total Enterprise Value (TEV)	TEV / LTM EBITDA	% Change TEV / LTM EBITDA		TEV / LTM Rev.	% Change TEV / LTM Rev.	
						30 Day	1 Year		30 Day	1 Year
Analogic Corporation	71.85	75.0	897.3	744.4	11.4	-6.4	-25.2	1.4	-5.8	-11.7
Elbit Systems Ltd.	119.08	97.2	5,090.6	5,266.5	11.9	3.9	10.0	1.5	4.1	10.5
MSA Safety Incorporated	77.85	94.8	2,953.6	3,150.1	15.0	5.9	27.7	2.8	10.2	46.6
OSI Systems, Inc.	77.40	94.9	1,445.8	1,622.7	13.8	-4.4	NM	1.7	-3.1	53.7
American Outdoor Brands Corporation	22.15	71.0	1,248.3	1,362.3	5.2	10.7	-27.0	1.5	14.0	-18.7
Smiths Group plc	21.22	99.0	8,392.8	9,232.7	12.1	1.2	13.0	2.2	1.5	16.1
Median		94.9%	\$2,199.7	\$2,386.4	12.0 x	-0.4%	11.5%	1.6 x	-2.1%	-6.3%
Mean		88.7%	\$3,338.1	\$3,563.1	11.6 x	0.8%	10.3%	1.9 x	2.5%	15.0%
Total Defense Median		95.1%	\$4,691.9	\$5,055.7	11.9 x	2.5%	11.8%	1.7 x	-0.8%	16.8%
Total Defense Mean		91.7%	\$13,418.8	\$14,672.2	12.0 x	2.7%	14.0%	1.9 x	2.2%	21.5%

SECTION 3: M&A TRANSACTIONS

M&A Transactions with Disclosed Values - LTM as of April 2017

Announced	Closed	Buyer	Target	Target Sector	EV	EV / LTM	
						Rev	EBITDA
4/26/2017	4/26/2017	Northedge Capital Partners	Future Industrial Services Limited	Government Services	\$21	0.7 x	NA
4/13/2017	4/5/2017	Kobe Steel, Ltd.	Quintus Technologies AB	Aerospace	\$115	1.9 x	NA
4/12/2017	Pending	Sivers IMA Holding AB	Compound Semiconductor Technologies Global Ltd	Defense	\$24	5.4 x	NA
4/10/2017	Pending	Unifi Group Inc.	Southern Light, LLC	Government Services	\$699	8.3 x	17.1 x
4/6/2017	4/5/2017	Florida Pneumatic Manufacturing Corporation	Jiffy Air Tool, Inc.	Aerospace	\$8	NA	NA
4/5/2017	Pending	Exponent Private Equity LLP	DCC Environmental Limited	Government Services	\$273	NA	NA
4/3/2017	4/3/2017	Astronics Custom Control Concepts Inc.	Custom Control Concepts, Inc.	Aerospace	\$11	NA	NA
3/31/2017	3/31/2017	PKC Group Oyj	Fortitude Industries, Inc.	Defense	\$9	1.2 x	NA
3/31/2017	Pending	Huayou International Mining Holding Limited	Town Mining Co., Ltd.	Aerospace	\$25	NA	NA
3/29/2017	Pending	Multiheight Scaffolding PTE LTD.	Ensure Engineering Pte Ltd	Defense	\$13	NA	NA
3/28/2017	Pending	Harlow Aerostructures LLC	Aerospace Holdings, Inc.	Defense	\$16	NA	NA
3/20/2017	3/20/2017	Patrick Industries, Inc.	Medallion Plastics Incorporated	Defense	\$10	0.0 x	0.1 x
3/17/2017	Pending	Voltaire Capital Investment Limited	SATS	Aerospace	\$19	NA	NA
3/17/2017	Pending	PTT Retail Business Co., Ltd	Oil Business Unit Of PTT	Aerospace	\$3,499	NA	NA
3/16/2017	Pending	3M Company	Scott Technologies, Inc.	Defense	\$2,000	3.5 x	12.9 x
3/10/2017	Pending	Ningbo BaoSi Energy Equipment Co., Ltd.	Access Precision Tools Pte Ltd	Aerospace	\$16	NA	NA
3/8/2017	4/4/2017	The KEYW Corporation	Sotera Defense Solutions, Inc.	Defense	\$235	NA	NA
3/7/2017	Pending	DRS Technologies, Inc.	Daylight Solutions, Inc.	Defense	\$150	NA	NA
3/2/2017	Pending	Shenzhen Fenda Technology Co., Ltd.	Shenzhen Fortunta Technology Co. Ltd.	Defense	\$420	3.9 x	NA
2/22/2017	2/24/2017	Aerojet Rocketdyne, Inc.	Aerojet Rocketdyne Coleman Aerospace, Inc.	Aerospace	\$15	NA	NA
2/21/2017	Pending	STG Group, Inc.	Preferred Systems Solutions, Inc.	Government Services	\$120	NA	NA

Continued on Next Page

M&A Transactions with Disclosed Values - LTM as of April 2017 (Continued)

Announced	Closed	Buyer	Target	Target Sector	EV	EV / LTM	
						Rev	EBITDA
2/17/2017	Pending	Sonaca SA	LMI Aerospace, Inc.	Defense	\$430	1.2 x	12.5 x
2/17/2017	Pending	LG Hausys Ltd.	C2i s.r.o.	Aerospace	\$84	NA	NA
2/16/2017	2/16/2017	Vitruvian Partners LLP	OAG Aviation Holdings Limited	Aerospace	\$215	NA	NA
2/14/2017	Pending	SoftBank Group Corp.	Fortress Investment Group LLC	Government Services	\$3,375	3.6 x	14.9 x
2/7/2017	Pending	Beijing Aerospace Changfeng Co., Ltd	Foshan Baykee New Energy Technology Incorporated Company	Aerospace	\$73	NA	NA
2/2/2017	3/1/2017	Carpenter Powder Products Inc.	Puris LLC	Aerospace	\$35	NA	NA
1/30/2017	1/27/2017	Meyer Tool, Inc.	AMK Welding, Inc.	Aerospace	\$6	NA	NA
1/27/2017	4/28/2017	Veritas Capital	Harris Corporation, Government IT Services Business	Aerospace	\$690	0.7 x	NA
1/26/2017	1/26/2017	Dunes Point Capital, LLC	Power Distribution, Inc.	Defense	\$204	1.8 x	NA
1/25/2017	4/10/2017	Wipro Limited	InfoSERVER S.A.	Defense	\$9	NA	NA
1/20/2017	2/13/2017	LED Medical Diagnostics Inc.	Apteryx, Inc.	Government Services	\$10	NA	NA
1/19/2017	Pending	Safran SA	Zodiac Aerospace	Aerospace	\$10,096	1.8 x	30.5 x
1/12/2017	Pending	CBS 247 Inc.	Scout Media, Inc.	Defense	\$10	NA	NA
1/9/2017	1/9/2017	Halma plc	FluxData, Inc.	Defense	\$28	5.3 x	NA
1/9/2017	1/6/2017	Research Triangle Institute	International Development Services Group	Defense	\$24	NA	NA
12/22/2016	3/1/2017	Nippon Paint	Dunn-Edwards Corporation	Government Services	\$608	1.7 x	NA
12/22/2016	3/1/2017	Founders Advantage Capital Corp.	Impact Radio Accessories Inc.	Defense	\$17	NA	NA
12/19/2016	Pending	Sioen Industries NV	Verseidag Ballistic Protection Oy	Defense	\$19	NA	NA
12/18/2016	Pending	Viva Energy Australia Ltd.	Shell Aviation Australia Pty Ltd	Aerospace	\$250	NA	NA
12/16/2016	3/22/2017	Harmonic Drive Systems Inc.	Harmonic Drive AG	Defense	\$418	4.5 x	NA
12/15/2016	12/29/2016	Troax Inc.	Folding Guard Corporation	Defense	\$28	1.4 x	NA

Continued on Next Page

M&A Transactions with Disclosed Values - LTM as of April 2017 (Continued)

Announced	Closed	Buyer	Target	Target Sector	EV	EV / LTM	
						Rev	EBITDA
12/15/2016	Pending	Addsino Co., Ltd.	Beijing Run Technology Co., Ltd.	Aerospace	\$325	NA	NA
12/14/2016	2/1/2017	Corporate Travel Management Limited	Redfern Travel Ltd.	Government Services	\$66	NA	NA
12/14/2016	Pending	Mytilneos Holdings S.A.	Metka Industrial-Construction S.A.	Defense	\$236	0.3 x	2.2 x
12/12/2016	1/18/2017	Electra Ltd	Megason LTD.	Government Services	\$38	NA	NA
12/12/2016	Pending	Zhuhai Jinyu Investment Consulting Co., Ltd.	Deao Import & Export Co., Ltd.	Aerospace	\$7	NA	NA
12/9/2016	12/9/2016	Ideagen PLC	IPI Solutions Ltd.	Defense	\$7	3.3 x	16.5 x
12/7/2016	1/4/2017	Curtiss-Wright Controls Defense Solutions	Teletronics Technology Corporation	Aerospace	\$233	NA	NA
12/7/2016	2/1/2017	Vista Equity Partners LLC	Fidelity National Information Services Inc, SunGard Public Sector and Education	Government Services	\$850	NA	NA
12/7/2016	Pending	The Gores Group LLC	The Triumph Group Operations, Inc. And Triumph Engines - Tempe And APU	Aerospace	\$60	0.7 x	NA
12/6/2016	12/6/2016	AVIC Electromechanical Systems Co., Ltd.	Guizhou Fengyang Hydraulic Limited Co., Ltd.	Aerospace	\$37	1.3 x	NA
12/2/2016	Pending	Accipiter Investments Limited	CK Capital Limited	Aerospace	\$973	NA	NA
12/1/2016	Pending	Maersk Line A/S	Hamburg Südamerikanische Dampfschiffahrts-Gesellschaft KG	Aerospace	\$4,996	0.8 x	NA
11/30/2016	11/30/2016	FLIR Systems, Inc.	Prox Dynamics AS	Defense	\$134	NA	NA
11/29/2016	Pending	Zhonghangheibao Co.,Ltd	AVIC Shenyang Aircraft Corporation	Aerospace	\$1,157	0.6 x	NA
11/29/2016	1/24/2017	Booz Allen Hamilton Inc.	eGov Holdings, Inc.	Government Services	\$250	NA	NA
11/28/2016	1/24/2017	1096777 B.C. Ltd.	IWG Technologies Inc.	Aerospace	\$10	1.3 x	5.9 x
11/23/2016	Pending	SkyNet Group Limited	Engineering Services Inc.	Defense	\$13	NA	NA
11/22/2016	3/16/2017	Daiichi Kasei Co.,Ltd.	Ultrafabrics LLC	Aerospace	\$150	NA	NA
11/22/2016	12/2/2016	Hong Kong Bohai Leasing Asset Management Corp., Limited	Hong Kong Aviation Capital Limited	Aerospace	\$1,749	6.5 x	NA
11/22/2016	12/2/2016	Avolon Holdings Limited	Hong Kong Aviation Capital Limited	Aerospace	\$1,749	6.5 x	NA
11/17/2016	12/14/2016	Hebei Changzheng Automobile Manufacturing Co., Ltd.	Shanghai Aviation Special Vehicle Manufacturing Co., Ltd.	Aerospace	\$5	NA	NA

Continued on Next Page

M&A Transactions with Disclosed Values - LTM as of April 2017 (Continued)

Announced	Closed	Buyer	Target	Target Sector	EV	EV / LTM	
						Rev	EBITDA
11/16/2016	Pending	Chengdu Aerospace Superalloy Technology Co., Ltd.	Gardner Group Limited	Aerospace	\$406	2.2 x	NA
11/15/2016	11/15/2016	GE Digital LLC	Bit Stew Systems Inc.	Aerospace	\$153	NA	NA
11/14/2016	11/14/2016	Infradata B.V.	Nomios SAS	Aerospace	\$54	1.6 x	NA
11/14/2016	11/29/2016	Sysorex Government Services, Inc.	Integrio Technologies, LLC	Government Services	\$6	NA	NA
11/10/2016	12/22/2016	Med-Eng Holdings ULC	Pacific Safety Products Inc.	Defense	\$12	0.8 x	26.5 x
11/8/2016	1/3/2017	Ontic Engineering and Manufacturing, Inc.	GE Aviation, Avionics business	Aerospace	\$62	NA	NA
11/3/2016	11/4/2016	Mercury Systems, Inc.	Mercury Mission Systems International S.A.	Aerospace	\$38	1.7 x	NA
11/2/2016	11/30/2016	EQT Partners AB	CHEP Aerospace Solutions	Aerospace	\$130	NA	NA
11/2/2016	12/1/2016	Huntington Ingalls Industries, Inc.	Camber Corporation	Defense	\$380	1.0 x	8.6 x
11/1/2016	11/1/2016	Union Electric Steel Corporation	ASW Steel Inc.	Aerospace	\$13	NA	NA
11/1/2016	10/4/2016	Cummins Inc.	Cummins Pacific, LLC	Defense	\$114	NA	NA
10/23/2016	4/13/2017	Rockwell Collins, Inc.	B/E Aerospace, Inc.	Aerospace	\$8,062	2.8 x	13.3 x
10/22/2016	Pending	Lingyun Industrial Corporation Limited	OLinkStar Co., Ltd.	Aerospace	\$119	10.5 x	NA
10/21/2016	1/29/2016	Celestica Inc.	LORENZ, INC.	Aerospace	\$15	NA	NA
10/20/2016	3/31/2017	Leonardo - Finmeccanica S.p.a. (nka:Leonardo S.p.a.)	Avio S.p.A.	Aerospace	\$175	NA	NA
10/19/2016	4/2/2017	Nipco Investments Limited	Mobil Oil Nigeria plc	Aerospace	\$487	1.6 x	11.9 x
10/11/2016	11/16/2016	DigitalGlobe, Inc.	The Radiant Group, Inc.	Defense	\$140	NA	NA
10/10/2016	12/21/2016	CIMIC Group Investments No. 2 Pty Ltd	UGL Limited	Defense	\$470	0.3 x	NA
10/6/2016	4/4/2017	Avolon Holdings Limited	C2 Aviation Capital, Inc.	Aerospace	\$13,356	10.8 x	21.4 x
10/4/2016	Pending	Zhejiang Rifa Holding Group Co., Ltd.	Airwork Holdings Limited	Aerospace	\$314	2.6 x	6.2 x
10/3/2016	9/30/2016	SL Montevideo Technology, Inc.	ElectroMagnetic Enterprise	Aerospace	\$65	1.2 x	NA

Continued on Next Page

M&A Transactions with Disclosed Values - LTM as of April 2017 (Continued)

Announced	Closed	Buyer	Target	Target Sector	EV	EV / LTM	
						Rev	EBITDA
10/3/2016	9/30/2016	Lanco International, Inc.	Manitex Liftking ULC	Defense	\$14	0.8 x	7.0 x
9/30/2016	9/30/2016	Winchester Electronics Corporation	Tekna Seal, LLC	Defense	\$11	NA	NA
9/28/2016	9/28/2016	Piston Automotive, LLC	Irvin Automotive Products, Inc.	Aerospace	\$175	0.4 x	NA
9/28/2016	1/2/2017	Shinsung Solar Energy Co., Ltd.	Shinsung ENG Co. Ltd.	Aerospace	\$22	NA	2.0 x
9/26/2016	10/19/2016	Vista Equity Partners III LLC	GovDelivery, Inc.	Government Services	\$153	NA	NA
9/26/2016	12/15/2016	Edgenta	UEMS Pte Ltd	Government Services	\$137	2.0 x	NA
9/20/2016	9/20/2016	Drone USA, Inc.	Howco Distributing Co. Inc.	Government Services	\$4	NA	2.0 x
9/16/2016	2/1/2017	Menzies Aviation plc	Aircraft Service International Group, Inc.	Aerospace	\$202	0.5 x	6.3 x
9/15/2016	Pending	Ashok Leyland Limited	Hinduja Foundries Limited	Defense	\$220	2.4 x	NA
9/15/2016	9/14/2016	Fabrinet	Exception EMS Ltd.	Defense	\$13	NA	NA
9/12/2016	2/24/2017	Renesas Electronics Corporation	Intersil Corporation	Defense	\$2,969	5.7 x	31.4 x
9/7/2016	12/21/2016	Groupe ADF SAS	LATECOERE Services SAS	Defense	\$67	0.6 x	NA
9/4/2016	Pending	China Electronics Corporation	CEC CoreCast Corporation Limited, Current Businesses, Assets, and Liabilities	Defense	\$106	3.1 x	NA
8/29/2016	8/26/2016	FARO Technologies, Inc.	Laser Projection Technologies, Inc.	Aerospace	\$17	NA	NA
8/24/2016	Pending	Sotech Smarter Equipment Co., Ltd.	Chengdu Fujiang Machinery Manufacturing Co., Ltd.	Defense	\$98	11.0 x	NA
8/17/2016	8/16/2016	Analog Devices, Inc.	Sypris Electronics, LLC, Cyber Security Solutions Business	Defense	\$42	NA	NA
8/17/2016	Pending	CBAir	Global Táxi Aéreo Ltda.	Aerospace	\$12	NA	NA
8/11/2016	Pending	Bohai Financial Investment Holding Co., Ltd.	Hong Kong International Aviation Leasing Co., Ltd., Aircraft Leasing Business	Aerospace	\$34	NA	NA
8/8/2016	11/1/2016	Asia Pacific Satellite Communications Inc.	Asia Pacific Aerospace Incorporated	Defense	\$14	NA	NA
8/8/2016	8/8/2016	Provincial Aerospace Ltd.	CarteNav Solutions Inc.	Defense	\$13	NA	NA
8/1/2016	8/31/2016	Compass Diversified Holdings LLC	5.11, Inc.	Defense	\$400	1.4 x	10.5 x

Continued on Next Page

M&A Transactions with Disclosed Values - LTM as of April 2017 (Continued)

Announced	Closed	Buyer	Target	Target Sector	EV	EV / LTM	
						Rev	EBITDA
7/28/2016	9/30/2016	New Media Investment Group Inc.	Fayetteville Publishing Company Inc.	Defense	\$18	NA	NA
7/27/2016	10/10/2016	Hanwha Techwin Co., Ltd.	Hanwha Systems Co., Ltd.	Defense	\$508	0.8 x	NA
7/25/2016	8/26/2016	Smith & Wesson Holding Corporation	Crimson Trace Corporation	Defense	\$95	2.2 x	5.9 x
7/22/2016	7/22/2016	Jiangsu Bao Li Aviation Equipment Co., Ltd.	Jiangsu Huayu General Aviation Co., Ltd.	Aerospace	\$26	5.6 x	NA
7/22/2016	8/16/2016	Guangdong Hongtu Technology	Guangdong Baolong Automobile Co., Ltd.	Defense	\$60	5.0 x	NA
7/20/2016	8/26/2016	Restore PLC	PHS Data Solutions Limited	Government Services	\$109	1.8 x	NA
7/20/2016	7/21/2016	JSC UFA Engine Industrial Association	JSC" NPP "Motor"	Defense	\$19	NA	NA
7/19/2016	7/18/2016	Air T, Inc.	Contrail Aviation Support, Inc.	Aerospace	\$10	NA	NA
7/18/2016	8/1/2016	Battenfeld Technologies, Inc.	Taylor Brands, LLC	Defense	\$85	2.2 x	NA
7/11/2016	7/11/2016	Gooch & Housego plc	Kent Periscopes Ltd.	Defense	\$12	NA	NA
7/11/2016	7/13/2016	Dnata Aviation Services Ltd	Air Dispatch International Limited	Aerospace	\$9	NA	NA
7/10/2016	Pending	Tamda Ltd.	Operations & Data Integrity Ltd.	Government Services	\$9	NA	NA
7/10/2016	Pending	Ontario Steel Investment Limited	Essar Steel Algoma Inc.	Defense	\$903	NA	NA
7/5/2016	Pending	Empresaria Group plc	Rishworth Aviation Limited	Aerospace	\$12	NA	NA
7/5/2016	7/5/2016	Nice Group USA Inc.	HySecurity Inc.	Government Services	\$27	1.2 x	10.8 x
7/4/2016	7/8/2016	Animoca Brands Corporation Limited	TicBits Ltd	Defense	\$5	4.1 x	NA
7/4/2016	7/5/2016	Ennoconn Corporation	American Industrial Systems, Inc.	Defense	\$8	NA	NA
7/1/2016	7/1/2016	Gama	FlyerTech Limited and Aerstream Limited	Aerospace	\$5	2.0 x	5.1 x
6/30/2016	7/22/2016	Forest Fuels Holdings Limited	Midlands Wood Fuel Limited	Government Services	\$3	0.7 x	NA
6/28/2016	6/28/2016	FLIR Systems, Inc.	Armasight Inc.	Defense	\$41	NA	NA
6/21/2016	6/21/2016	Capita plc	Trustmarque Solutions Limited	Government Services	\$84	NA	7.8 x

Continued on Next Page

M&A Transactions with Disclosed Values - LTM as of April 2017 (Continued)

Announced	Closed	Buyer	Target	Target Sector	EV	EV / LTM	
						Rev	EBITDA
6/21/2016	9/9/2016	OSI Systems, Inc.	American Science & Engineering Inc.	Defense	\$183	1.8 x	NA
6/20/2016	8/4/2016	RSP Architects Planners & Engineers	Squire Mech Pte Ltd	Government Services	\$15	NA	NA
6/17/2016	8/15/2016	Hanover Investors Management LLP	Hydro International plc	Defense	\$37	0.7 x	9.3 x
6/15/2016	7/6/2016	Daily Internet plc	System Professional Ltd.	Government Services	\$7	1.0 x	5.4 x
6/12/2016	12/22/2016	DeTai New Energy Group Limited	Emission Particle Solution Sweden AB	Government Services	\$29	NA	NA
6/10/2016	6/6/2016	Carlisle Interconnect Technologies Inc.	Micro-Coax, Inc.	Defense	\$96	2.1 x	NA
6/9/2016	9/15/2016	Eco Grandeur Sdn Bhd	Eco Ardence Sdn Bhd	Defense	\$150	NA	NA
6/7/2016	Pending	Tongding Interconnection Information Co., Ltd.	Byzoro Network Ltd.	Defense	\$152	11.5 x	NA
6/3/2016	6/3/2016	Hexpol AB	Berwin Group Limited	Aerospace	\$36	NA	NA
5/31/2016	8/10/2016	Platinum Equity, LLC	Electro Rent Corporation	Defense	\$352	2.0 x	36.1 x
5/31/2016	7/22/2016	United Flexible, Inc.	Kreisler Manufacturing Corp.	Defense	\$28	0.8 x	7.6 x
5/24/2016	6/23/2016	TransDigm Inc.	ILC Industries, LLC	Defense	\$1,000	NA	NA
5/23/2016	7/1/2016	KBR Holdings, LLC	KBRwyle	Defense	\$600	NA	NA
5/20/2016	Pending	Masimong Technologies	Tellumat	Aerospace	\$23	0.6 x	NA
5/18/2016	6/21/2016	Jiangxi Huawu Brake Co.,Ltd.	Sichuan Ande Technology Co., Ltd.	Defense	\$46	9.2 x	NA
5/17/2016	5/17/2016	KLX Inc.	Herndon Aerospace & Defense Company	Defense	\$222	1.7 x	10.9 x
5/16/2016	7/1/2016	Magellan Healthcare, Inc.	Armed Forces Services Corporation	Defense	\$128	0.9 x	NA
5/16/2016	5/16/2016	Chongqing Zaisheng Technology Co., Ltd.	Chongqing Paper Industry Research and Design Institute Co., Ltd.	Defense	\$16	NA	NA

Aerospace Median

1.6 x 6.3 x

Aerospace Mean

2.8 x 11.4 x

Defense Median

1.9 x 10.5 x

Defense Mean

2.9 x 13.2 x

Government Services Median

1.7 x 9.3 x

Government Services Mean

2.3 x 9.6 x

Continued on Next Page

SECTION 4: RECENT CONTRACTS

Top 50 Signed Contracts – April 2017

Date Signed	Contractor Name	Funding Agency	Value (\$mm)	Description of Services
4/6/2017	Urs Federal Services, Inc.	Dept of The Air Force	\$3,600.0	Remotely Piloted Aircraft Services
4/28/2017	Lockheed Martin Corp.	Dept of The Navy	\$1,377.0	Long-Lead Time Materials, Parts, Components, and Effort For 130 Low-Rate Initial Production Lot 12 F-35
4/6/2017	Leidos	Dept of The Army	\$900.0	Technical Services and Field Support In Support of Product office Ttactical Unmanned Aircraft
4/28/2017	The Boeing Co.	Dept of The Army	\$541.1	15 Ch-47F Cargo Renew and New Build Helicopters.
4/10/2017	Alion Science And Technology Corp.; Booz Allen Hamilton Inc., Leidos Innovations Corp.; Others	Dept of The Army	\$495.7	Program and Systems Support Services
4/26/2017	Lockheed Martin Corp.	Dept of The Navy	\$422.7	Lot 10 F-35 Lightning Ii Advance Acquisition Contract
4/27/2017	Health Net Federal Services, Llc	Department of Veterans Affairs	\$400.6	Medical- Other
4/10/2017	Lockheed Martin Corp.	Dept of The Navy	\$372.9	Low-Rate Initial Production Lot 10 F-35 Lightning Ii Advance Acquisition Contract
4/13/2017	Rolls-Royce Corp.	Dept of The Navy	\$372.5	Depot Level Engine Repair For The Ae21000D3 Engine On The Kc-130J Aircraft
4/28/2017	General Electric	Dept of The Navy	\$370.7	Repair, Replacement and Program Support of 17 F414 Engine Components
4/26/2017	Jacobs Field Services North America Inc.	Dept of The Army	\$350.0	Formerly Utilized Sites Remedial Action Program
4/28/2017	Lockheed Martin	Dept of The Army	\$332.1	Modernized Target Acquisition Designation Sight/Pilot Night Vision Sensor System
4/28/2017	Dyncorp International	Dept of The Air Force	\$202.4	Supply Services For The T-6A/B/D Texan Ii Aircraft
4/12/2017	L-3 Communications Vertex Aerospace	Dept of The Navy	\$202.2	Depot Level Maintenance, Logistics, and Sustaining Engineering Services
4/27/2017	Fluor Federal Petroleum Operations, Llc	Department of Energy	\$189.1	Support- Management: Other
4/7/2017	The Boeing Co.	Dept of The Navy	\$144.9	Production Concurrency Upgrades For The P-8A Multi-Mission Maritime Aircraft Training System
4/28/2017	National Technology & Engineering Solutions of Sandia, Llc	Department of Energy	\$144.6	Operation of Miscellaneous Buildings
4/14/2017	Clark Construction Group, Llc	Public Buildings Service	\$135.1	Repair Or Alteration of office Buildings
4/17/2017	Gilbane Federal	Dept of The Army	\$133.5	Construction of Two Facilities: U.S. Forces Korea Operations Center, and Phase Iii Facility At U.S. Army
4/5/2017	Lockheed Martin Corp.	Dept of The Navy	\$129.4	Tr-3 Integrated Core Processor and Related Subsystems
4/6/2017	True North Communications Inc.	Food and Drug Administration	\$125.0	Support- Professional: Communications
4/12/2017	Oshkosh Defense Llc	Dept of The Army	\$116.1	Heavy Expanded Mobility Tactical Trucks
4/17/2017	Raytheon Missile Systems	Dept of The Navy	\$113.2	Standard Missile Engineering and Technical Services
4/28/2017	Unit-Asrc Construction Llc	Dept of The Army	\$112.9	Long Range Discrimination Radar Construction Package No. 1
4/24/2017	Raytheon Co.	Dept of The Navy	\$111.3	Total Ship Activation and Engineering Services
4/25/2017	Lockheed Martin Corp.	Dept of The Navy	\$109.6	Procurement of 567 Modification Kits
4/18/2017	Lockheed Martin Corp.	Dept of The Air Force	\$100.0	Joint Air-To-Surface Standoff Missile (Jassm) Production Support
4/25/2017	Northrop Grumman Systems Corp.	Dept of The Navy	\$99.5	Procurement of Hardware and Technical Support
4/11/2017	Vectrus Systems Corp.	Dept of The Air Force	\$97.3	Acquisition of Base Operations Support Services
4/21/2017	Electric Boat Corp.	Dept of The Navy	\$95.6	Manufacturing of 17 Tactical Missile Tubes
4/28/2017	Sandia Corp	Department of Energy	\$94.4	Operation of Government-Owned Contractor-Operated R&D Facilities

Top 50 Signed Contracts – April 2017 (Continued)

Date Signed	Contractor Name	Funding Agency	Value (\$mm)	Description of Services
4/6/2017	Glaxosmithkline Llc	Centers For Disease Control and Prevention	\$90.7	Drugs and Biologicals
4/25/2017	Beechcraft Corp.	Dept of The Air Force	\$88.2	Four T-6C+ Aircraft, Maintenance and Pilot Training, and Interim Contractor Support For Maintenance
4/28/2017	Raytheon Co.	Dept of The Army	\$87.3	Training, Planning, Deployment, Operation, Maintenance and Sustainment of The Patriot Air
4/27/2017	Qtc Medical Services, Inc.	Department of Veterans Affairs	\$85.0	Medical- Evaluation/Screening
4/6/2017	Honeywell International Inc.	Dept of The Army	\$84.0	Ttotal lntegrated Eengine Rrevitalization Hardware
4/5/2017	Plowshare Group, Inc	Centers For Disease Control and Prevention	\$65.1	Education/Training- Other
4/24/2017	Urs Federal Services Inc.	Dept of The Air Force	\$65.0	F-16 Aircraft Maintenance For The Taiwan Air Force
4/28/2017	Lockheed Martin Space Systems Co.	Dept of The Navy	\$64.7	Common Missile Compartment-Strategic Weapon Systems Integration
4/13/2017	Raytheon Missile Systems	Dept of The Air Force	\$64.6	Advanced Medium Range Air To Air Missile (Amraam) Program
4/27/2017	Veterans Evaluation Services, Inc.	Department of Veterans Affairs	\$63.0	Medical- Evaluation/Screening
4/14/2017	Beechcraft Defense Co.	Dept of The Air Force	\$60.5	Joint Primary Aircraft Training System (T-6) Program
4/13/2017	The Boeing Co.	Dept of The Army	\$56.6	Procure Hardware Necessary To Retrofit Aircraft Enabling Version 4 Software and Capabilities
4/28/2017	Emergent, Llc	Department of Veterans Affairs	\$51.4	IT and Telecom- Annual Software Maintenance Service Plans
4/25/2017	The Boeing Co.,	Dept of The Navy	\$49.8	Service Life Assessment Program and Service Life Extension Program
4/13/2017	Prism Maritime Llc	Dept of The Navy	\$49.6	Procurement of Shipboard Installation and Associated Services
4/6/2017	Northrop Grumman Mission Systems	Dept of The Air Force	\$49.3	Embedded Global Positioning System and Inertial Navigation System
4/3/2017	Northrop Grumman Corp.	Dept of The Army	\$48.1	Provide Support To The Integrated Battle Command System (lbcs) Development Contract
4/6/2017	Siemens Industry, Inc.	Dept of The Air Force	\$48.0	Switchgear Replacement Effort Program
4/6/2017	Bae Systems Information And Electronic Systems Integration, Inc.	Dept of The Air Force	\$42.9	Air Vehicle Planning System Support
Total Top 50			\$13,205.2	

Continued on Next Page

Agencies Ranked by Total Contract Value Signed in April

Rank	Funding Agency	Contract Value (\$mm)	# of Contracts
1	Dept of The Air Force	\$ 4,502	14
2	Dept of The Navy	4,166	19
3	Dept of The Army	3,265	22
4	Department of Veterans Affairs	1,141	602
5	Department of Energy	1,008	206
6	National Aeronautics and Space Administration	802	516
7	Centers For Disease Control and Prevention	319	129
8	Centers For Medicare and Medicaid Services	317	70
9	Department of State	312	252
10	Public Buildings Service	278	190
11	Federal Acquisition Service	268	339
12	National Institutes of Health	248	223
13	Agency For International Development	235	131
14	Departmental Offices	195	123
15	Federal Aviation Administration	190	221
16	Food and Drug Administration	180	49
17	Department of Education	142	54
18	Transportation Security Administration	123	41
19	Internal Revenue Service	111	70
20	Office of Procurement Operations	110	68
Total Top 20 by Funding Agency		\$ 17,912	3,339

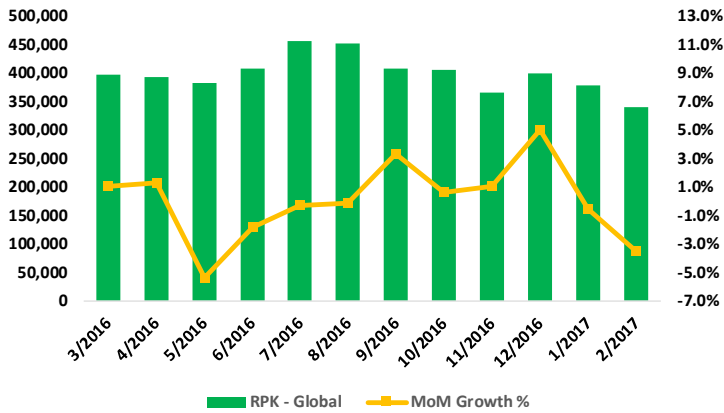
NAICS Code by Total Contract Value Signed in April

Rank	NAICS Code Description	Contract Value (\$mm)	# of Contracts
1	Computer Systems Design Services	\$ 753	363
2	Facilities Support Services	654	171
3	Offices Of Physicians (Except Mental Health Specialists)	630	32
4	Research And Development In The Physical, Engineering, And Life Sciences (Except Biotechnology)	444	349
5	Other Computer Related Services	416	361
6	Administrative Management And General Management Consulting Services	403	340
7	Engineering Services	346	289
8	Commercial And Institutional Building Construction	314	198
9	All Other Professional, Scientific, And Technical Services	220	159
10	Guided Missile And Space Vehicle Manufacturing	206	11
11	Research And Development In The Physical, Engineering, And Life Sciences	162	26
12	Advertising Agencies	127	9
13	Remediation Services	122	99
14	Custom Computer Programming Services	119	131
15	Data Processing, Hosting, And Related Services	104	54
16	Security Guards And Patrol Services	92	103
17	Medicinal And Botanical Manufacturing	91	1
18	Computer Facilities Management Services	82	35
19	Other Technical And Trade Schools	77	28
20	Wired Telecommunications Carriers	72	32
Total Top 20 by NAICS Code Description		\$ 5,433	2,791

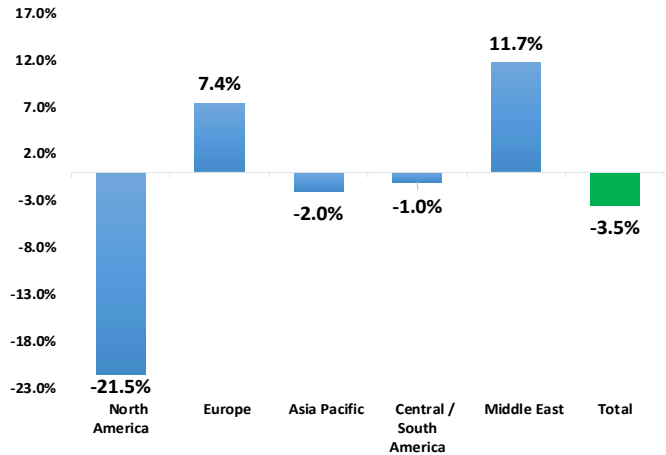
SECTION 5: KEY AEROSPACE & DEFENSE STATS

Key Aerospace & Defense Stats

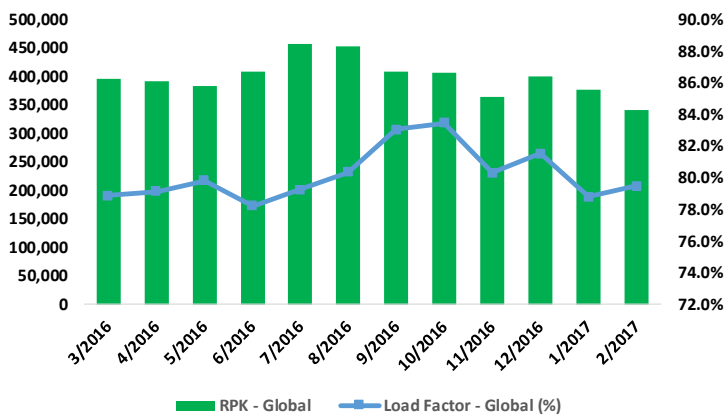
RPK – Global (in millions)



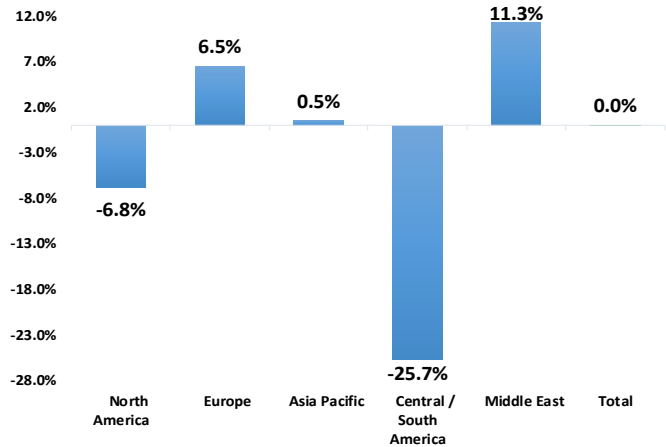
RPK Growth % by Region (2/2017 vs 2/2016)



Load Factor – Global (%)



RPK Growth % by Region (LTM 2/2017 vs LTM 2/2016)

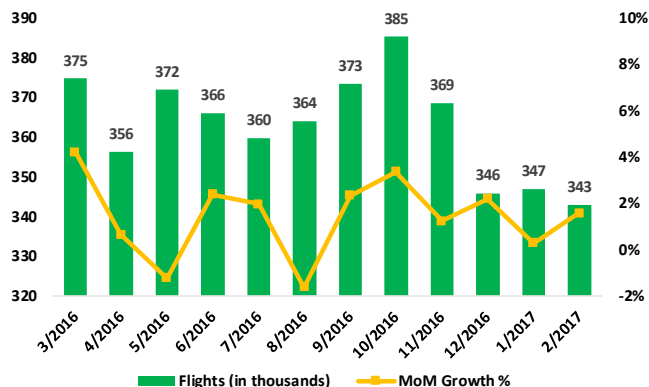


Commercial Aerospace Orders

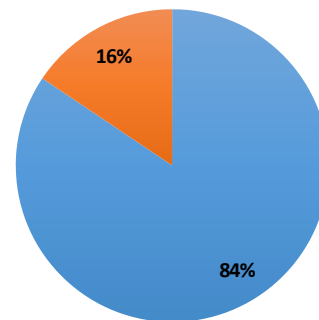
	LTM as of 3/2017	LTM as of 3/2016	YoY % Change	3/2017	2/2017	1/2017	12/2016	11/2016	10/2016	9/2016	8/2016	7/2016	6/2016	5/2016	4/2016
Narrowbody Unit Orders	1,375	1,556	-11.6%	148	32	9	543	25	28	1	119	195	26	190	59
Boeing	758	717	5.7%	134	38	8	282	11	13	55	3	67	5	124	18
737	758	717	5.7%	134	38	8	282	11	13	55	3	67	5	124	18
Airbus	617	839	-26.5%	14	-6	1	261	14	15	-54	116	128	21	66	41
A320	617	839	-26.5%	14	-6	1	261	14	15	-54	116	128	21	66	41
Widebody Unit Orders	277	299	-7.4%	13	1	19	68	3	72	-4	18	18	7	5	57
Boeing	167	183	-8.7%	13	5	18	8	2	72	0	19	6	7	1	16
787	90	65	38.5%	4	5	2	8	2	47	0	0	6	1	0	15
777	22	61	-63.9%	8	0	1	0	0	11	0	0	0	0	1	1
767	40	50	-20.0%	0	0	15	0	0	0	0	19	0	6	0	0
747	15	7	114.3%	1	0	0	0	0	14	0	0	0	0	0	0
Airbus	110	116	-5.2%	0	-4	1	60	1	0	-4	-1	12	0	4	41
A350	44	-3	NM	0	0	3	8	0	0	0	0	8	0	4	21
A380	-2	2	-200.0%	0	0	-2	0	0	0	0	0	0	0	0	0
A330	68	117	-41.9%	0	-4	0	52	1	0	-4	-1	4	0	0	20

Source: FAA

Global Business Jet Traffic
(Flights in Thousands)

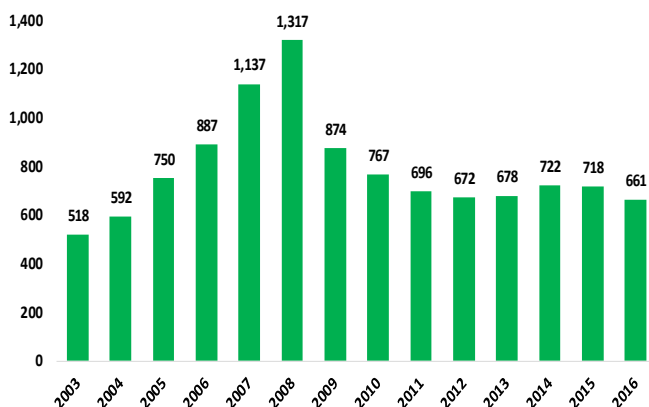


2/2017 Global Business Jet Traffic
by Type (343K Flights)

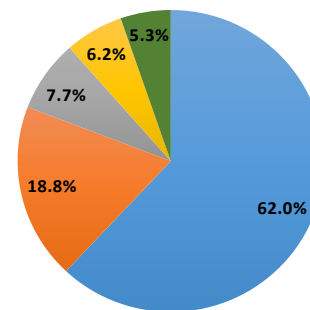


■ Domestic ■ International

Global Business Jet Deliveries



2016 Global Business Jet Deliveries
By Market (661 Deliveries)



■ North America ■ Europe ■ Asia-Pacific ■ Latin America ■ Middle East & Africa

U.S. Defense Budget

By Appropriation Title (\$ in billions)	FY 2016	FY 2017*	FY 2018*	FY 2016 vs FY 2017	
				Dollar Δ	% Δ
Military Personnel	\$ 135.3	\$ 138.8	\$ -	\$ 3.5	2.6%
Operation and Maintenance	197.5	251.0	-	53.5	27.1%
Procurement	110.7	112.1	-	1.4	1.2%
RDT&E	68.8	71.8	-	3.0	4.3%
Military Construction/Family Housing	6.9	8.2	-	1.3	18.9%
Other	2.5	1.5	-	(1.0)	-39.5%
Total	\$ 521.7	\$ 583.4	\$ 639.0	\$ 61.7	11.8%

By Military Department (\$ in billions)	FY 2016	FY 2017*	FY 2018*	FY 2016 vs FY 2017	
				Dollar Δ	% Δ
Army	\$ 123.3	\$ 148.1	\$ -	\$ 24.8	20.2%
Navy	159.3	165.2	-	5.9	3.7%
Air Force	145.7	167.1	-	21.4	14.7%
Defense Wide	93.4	103.0	-	9.6	10.3%
Total	\$ 521.7	\$ 583.4	\$ 639.0	\$ 61.7	11.8%

* Base Budget Request

Source: GAMA, Office of the Under Secretary of Defense

SECTION 6: ABOUT SCOTT-MACON



Michael N. Papazis

Managing Director
Aerospace, Defense & Government Services
Scott-Macon, Ltd.
Office: (212) 755-8200
Fax: (212) 583-9262
mpapazis@scott-macon.com
www.scott-macon.com

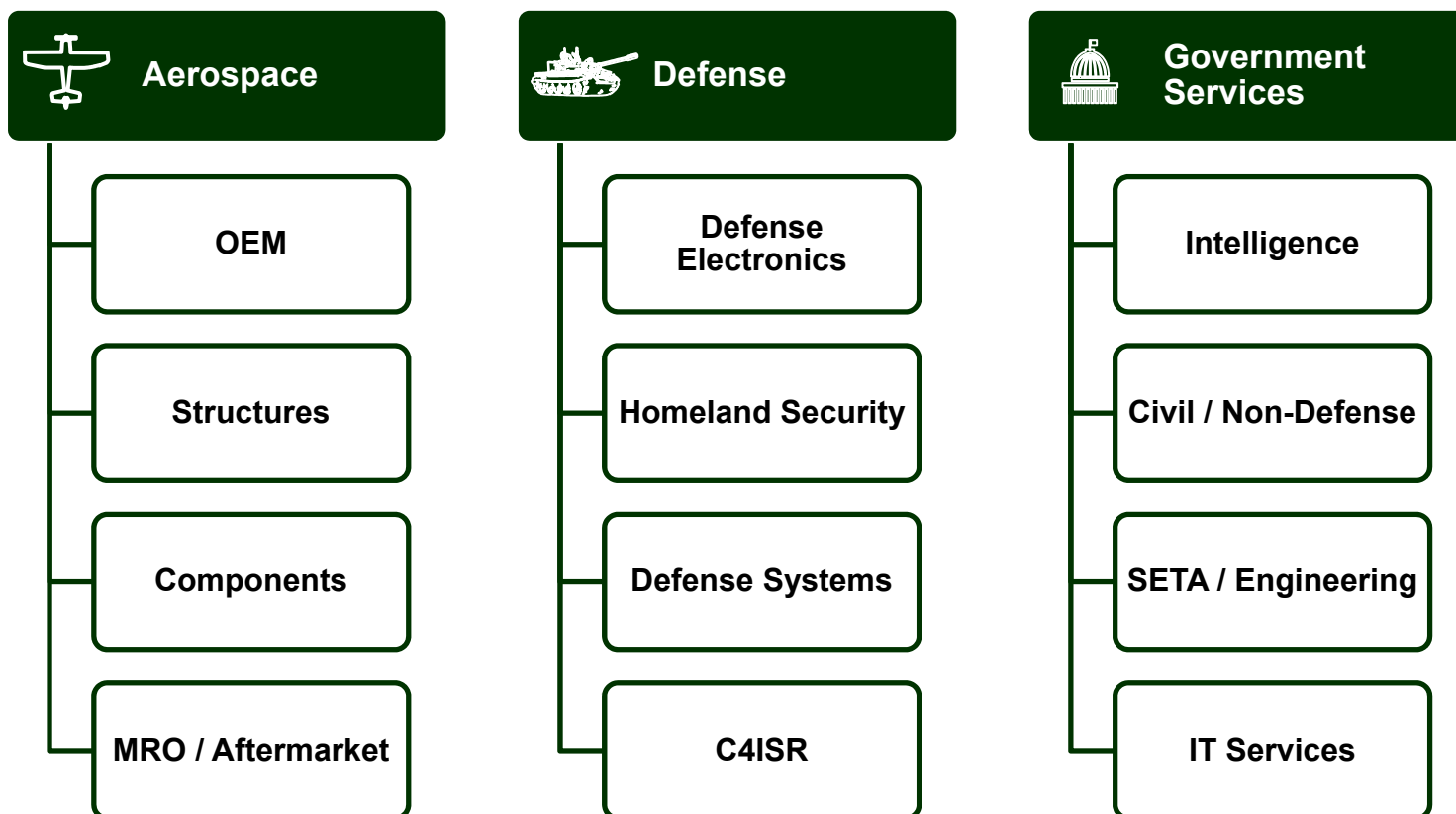
Michael Papazis has over 15 years of investment banking experience. Prior to joining Scott-Macon, Mr. Papazis was a Vice President of Aerospace & Defense Investment Banking at Oppenheimer & Co. Before Oppenheimer, Michael was a Senior Associate within the Aerospace & Defense Investment Banking Group at Jefferies & Company. Mr. Papazis began his career as an Analyst at Deutsche Banc Alex Brown in Baltimore, Maryland. Throughout his career, Mr. Papazis has worked on several M&A, equity and debt financing transactions for various Aerospace & Defense clients including Lockheed Martin, Kratos Defense & Security and Essex Corporation.

Mr. Papazis is a graduate of Dartmouth College with a B.A. in Economics and Government, *Cum Laude*. He also holds an M.A. in International Affairs from the Johns Hopkins University School of Advanced International Studies (SAIS).

Selected Transaction Experience

<p>\$8,000,000</p> <p>Senior Secured Notes & Preferred Shares with</p>	<p>Undisclosed</p> <p>Sale to</p>	<p>\$80,000,000</p> <p>Initial Public Offering</p> <p>Joint Bookrunner</p>	<p>\$590,000,000</p> <p>Sale to</p>	<p>€115,000,000</p> <p>Acquisition of</p>
<p>\$38,000,000</p> <p>a portfolio company of Hastings Equity Partners and Admiralty Partners, Inc.</p> <p>Sale to</p>	<p>Undisclosed</p> <p>Sale to</p>	<p>\$61,000,000</p> <p>Equity Financing for Acquisition of</p>	<p>\$268,000,000</p> <p>Debt Financing for Acquisition of</p>	<p>\$270,000,000</p> <p>Acquisition of</p>
<p>Undisclosed</p> <p>Sale of Securement Division to</p>	<p>€80,000,000</p> <p>Sale to</p>	<p>\$66,000,000</p> <p>Sale to</p>	<p>\$380,000,000</p> <p>Acquisition of</p>	<p>Undisclosed</p> <p>Sale to</p>

Aerospace Defense & Government Services Coverage



About Scott-Macon

Scott-Macon, Ltd. is one of the oldest independent investment banks in the United States focused on middle market transactions in the range of \$10 million to \$500 million. The firm is comprised of senior professionals who have had extensive transaction experience in the areas of mergers and acquisitions, debt and equity financing, valuations and fairness opinions and general corporate financial consulting.

Founded in 1973 by Alfred L. Scott, Scott-Macon has remained unique in its commitment to provide clients with senior level advisors who have had significant investment banking experience as well as, in many cases, direct operating experience. The firm's philosophy of providing advice, ideas and solutions tempered by the perspective of actual operating experience has benefited clients over the firm's long history.

Another cornerstone of Scott-Macon's operating philosophy is a client-oriented approach to investment banking services, in contrast to today's transaction-oriented environment. Scott-Macon professionals strive to understand the unique aspects of each client's operations and will not hesitate to counsel against a transaction if it does not appear to be in the long-term best interests of a client. The firm's ownership by its own management team enables and encourages a truly unbiased and independent perspective; free from the inherent conflicts and cross-selling that can occur when advisory services are integrated into broader financial services platforms incorporating banking, securities or accounting. The success of Scott-Macon's client-oriented approach has been validated over the firm's history by the high percentage of repeat engagements which the firm has experienced from its clients.

Prepared by SCOTT-MACON, LTD

Over 40 Years of Senior Level Experience, Attention & Execution in Investment Banking